



# OIL ANALYSIS REPORT

WEAR	<b>NORMAL</b>
CONTAMINATION	<b>NORMAL</b>
FLUID CONDITION	<b>NORMAL</b>

Machine Id  
**015-R0006**  
 Component  
**Rear Axle**  
 Fluid  
**SCHAEFFER 293 80W90 (--- GAL)**

## RECOMMENDATION

Resample at the next service interval to monitor. ( Customer Sample Comment: Rear axle sample )

Test	UOM	Method	Limit/Abn	Current	History1	History2
Sample Number		Client Info		<b>WC0868337</b>	WC0904100	WC0750698
Sample Date		Client Info		<b>15 May 2024</b>	25 Mar 2024	11 Oct 2023
Machine Age	hrs	Client Info		<b>6637</b>	6362	5413
Oil Age	hrs	Client Info		<b>262</b>	0	0
Filter Age	hrs	Client Info		<b>0</b>	0	0
Oil Changed		Client Info		<b>N/A</b>	Not Changd	Not Changd
Filter Changed		Client Info		<b>N/A</b>	Not Changd	Not Changd
Sample Status				<b>NORMAL</b>	NORMAL	NORMAL

## WEAR

All component wear rates are normal.

Iron	ppm	ASTM D5185m	>500	<b>2</b>	<1	0
Chromium	ppm	ASTM D5185m	>10	<b>&lt;1</b>	0	0
Nickel	ppm	ASTM D5185m	>10	<b>&lt;1</b>	0	<1
Titanium	ppm	ASTM D5185m		<b>&lt;1</b>	0	<1
Silver	ppm	ASTM D5185m		<b>&lt;1</b>	0	0
Aluminum	ppm	ASTM D5185m	>25	<b>4</b>	1	3
Lead	ppm	ASTM D5185m	>25	<b>&lt;1</b>	0	0
Copper	ppm	ASTM D5185m	>50	<b>5</b>	4	2
Tin	ppm	ASTM D5185m	>10	<b>&lt;1</b>	0	0
Vanadium	ppm	ASTM D5185m		<b>&lt;1</b>	0	0
White Metal	scalar	*Visual	NONE	<b>NONE</b>	NONE	NONE
Yellow Metal	scalar	*Visual	NONE	<b>NONE</b>	NONE	NONE

## CONTAMINATION

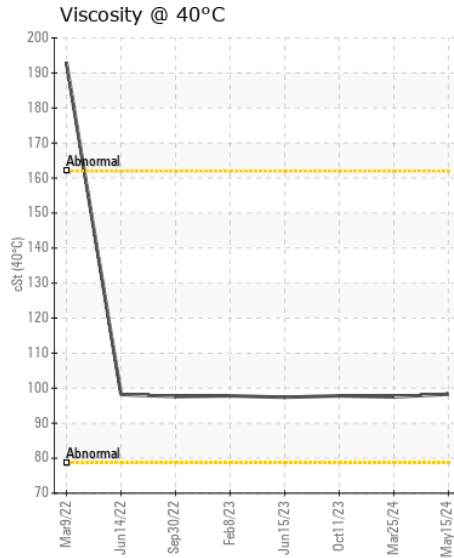
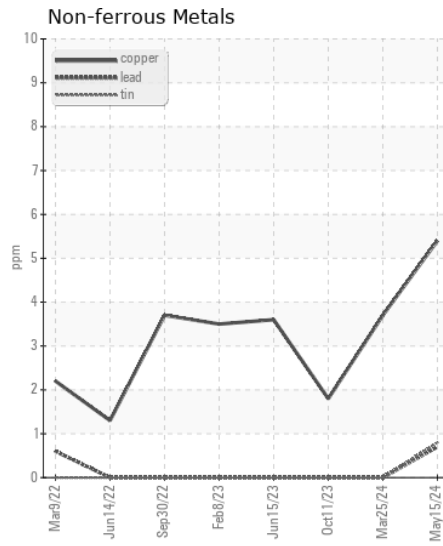
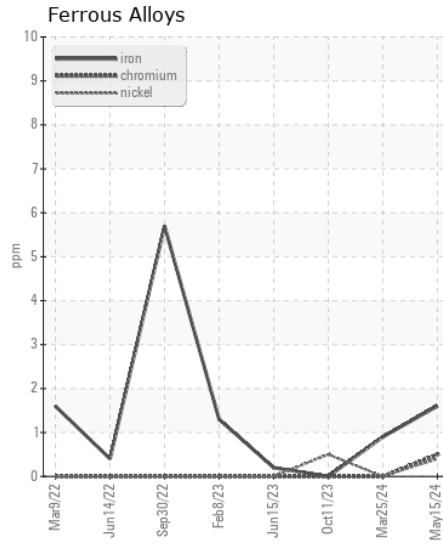
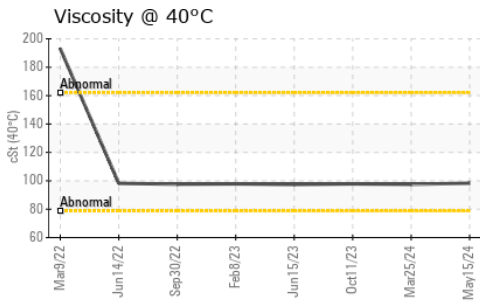
There is no indication of any contamination in the oil.

Silicon	ppm	ASTM D5185m	>75	<b>7</b>	3	5
Potassium	ppm	ASTM D5185m	>20	<b>2</b>	0	1
Water		WC Method	>0.2	<b>NEG</b>	NEG	NEG
Silt	scalar	*Visual	NONE	<b>NONE</b>	NONE	NONE
Debris	scalar	*Visual	NONE	<b>NONE</b>	NONE	NONE
Sand/Dirt	scalar	*Visual	NONE	<b>NONE</b>	NONE	NONE
Appearance	scalar	*Visual	NORML	<b>NORML</b>	NORML	NORML
Odor	scalar	*Visual	NORML	<b>NORML</b>	NORML	NORML
Emulsified Water	scalar	*Visual	>0.2	<b>NEG</b>	NEG	NEG

## FLUID CONDITION

The condition of the oil is acceptable for the time in service.

Sodium	ppm	ASTM D5185m		<b>0</b>	2	0
Boron	ppm	ASTM D5185m	124	<b>107</b>	114	108
Barium	ppm	ASTM D5185m		<b>0</b>	<1	<1
Molybdenum	ppm	ASTM D5185m	306	<b>403</b>	361	389
Manganese	ppm	ASTM D5185m		<b>&lt;1</b>	0	0
Magnesium	ppm	ASTM D5185m	0	<b>4</b>	1	8
Calcium	ppm	ASTM D5185m	23	<b>44</b>	30	35
Phosphorus	ppm	ASTM D5185m	1100	<b>1230</b>	1114	1304
Zinc	ppm	ASTM D5185m	2	<b>23</b>	14	19
Sulfur	ppm	ASTM D5185m	25200	<b>25223</b>	22838	23455
Visc @ 40°C	cSt	ASTM D445		<b>98.3</b>	97.5	97.8



Certificate L2367

**Laboratory** : WearCheck USA - 501 Madison Ave., Cary, NC 27513  
**Sample No.** : WC0868337  
**Lab Number** : 06186967  
**Unique Number** : 11043719  
**Test Package** : CONST  
**Received** : 21 May 2024  
**Tested** : 23 May 2024  
**Diagnosed** : 23 May 2024 - Don Baldrige

**SHIMMICK CONSTRUCTION**  
 5535 TRAILHEAD DRIVE  
 CHATTANOOGA, TN  
 US 37415  
 Contact: DANIEL LISELLA  
 daniel.lisella@shimmick.com

To discuss this sample report, contact Customer Service at 1-800-237-1369.

\* - Denotes test methods that are outside of the ISO 17025 scope of accreditation.

Statements of conformity to specifications are based on the simple acceptance decision rule (JCGM 106:2012)

T:  
F: