



WEAR	NORMAL
CONTAMINATION	NORMAL
FLUID CONDITION	NORMAL

Area
(BC43996)
Machine Id
410012-1375
Component
Diesel Engine
Fluid
PETRO CANADA DURON SHP 15W40 (--- GAL)

RECOMMENDATION

Resample at the next service interval to monitor. (Customer Sample Comment: Services completed)

Test	UOM	Method	Limit/Abn	Current	History1	History2
Sample Number		Client Info		GFL0116249	GFL0101655	GFL0094850
Sample Date		Client Info		17 May 2024	13 Mar 2024	06 Nov 2023
Machine Age	hrs	Client Info		5819	5541	5246
Oil Age	hrs	Client Info		547	269	182
Filter Age	hrs	Client Info		547	269	182
Oil Changed		Client Info		Changed	Not Changd	Not Changd
Filter Changed		Client Info		Changed	Not Changd	Not Changd
Sample Status				NORMAL	NORMAL	NORMAL

WEAR

All component wear rates are normal.

Iron	ppm	ASTM D5185m	>100	12	9	12
Chromium	ppm	ASTM D5185m	>20	<1	1	1
Nickel	ppm	ASTM D5185m	>4	0	<1	0
Titanium	ppm	ASTM D5185m		0	<1	0
Silver	ppm	ASTM D5185m	>3	0	0	0
Aluminum	ppm	ASTM D5185m	>20	6	6	7
Lead	ppm	ASTM D5185m	>40	<1	<1	0
Copper	ppm	ASTM D5185m	>330	3	2	3
Tin	ppm	ASTM D5185m	>15	<1	<1	0
Vanadium	ppm	ASTM D5185m		0	0	0
White Metal	scalar	*Visual	NONE	NONE	NONE	NONE
Yellow Metal	scalar	*Visual	NONE	NONE	NONE	NONE

CONTAMINATION

There is no indication of any contamination in the oil.

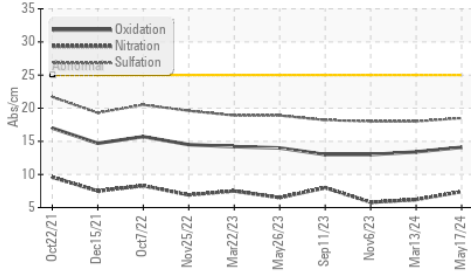
Silicon	ppm	ASTM D5185m	>25	4	4	3
Potassium	ppm	ASTM D5185m	>20	3	3	10
Fuel		WC Method	>5	<1.0	<1.0	<1.0
Water		WC Method	>0.2	NEG	NEG	NEG
Glycol		WC Method		NEG	NEG	NEG
Soot %	%	*ASTM D7844	>3	0.5	0.4	0.3
Nitration	Abs/cm	*ASTM D7624	>20	7.4	6.2	5.8
Sulfation	Abs/.1mm	*ASTM D7415	>30	18.5	18.0	18.0
Silt	scalar	*Visual	NONE	NONE	NONE	NONE
Debris	scalar	*Visual	NONE	NONE	NONE	NONE
Sand/Dirt	scalar	*Visual	NONE	NONE	NONE	NONE
Appearance	scalar	*Visual	NORML	NORML	NORML	NORML
Odor	scalar	*Visual	NORML	NORML	NORML	NORML
Emulsified Water	scalar	*Visual	>0.2	NEG	NEG	NEG

FLUID CONDITION

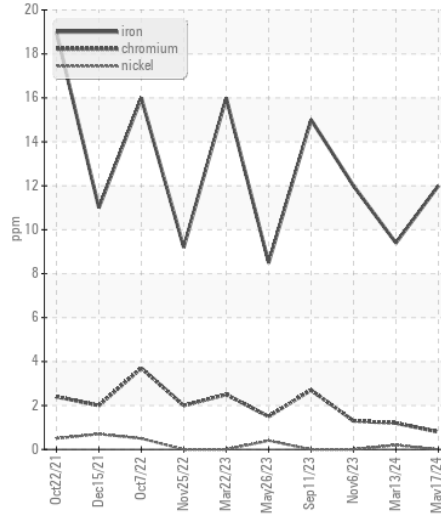
The BN result indicates that there is suitable alkalinity remaining in the oil. The condition of the oil is suitable for further service.

Sodium	ppm	ASTM D5185m		<1	2	0
Boron	ppm	ASTM D5185m	0	5	5	<1
Barium	ppm	ASTM D5185m	0	0	0	0
Molybdenum	ppm	ASTM D5185m	60	64	62	60
Manganese	ppm	ASTM D5185m	0	<1	<1	0
Magnesium	ppm	ASTM D5185m	1010	953	959	902
Calcium	ppm	ASTM D5185m	1070	1084	1124	1025
Phosphorus	ppm	ASTM D5185m	1150	1067	1081	898
Zinc	ppm	ASTM D5185m	1270	1248	1250	1184
Sulfur	ppm	ASTM D5185m	2060	3351	3358	2997
Oxidation	Abs/.1mm	*ASTM D7414	>25	14.1	13.4	13.0
Base Number (BN)	mg KOH/g	ASTM D2896	9.8	7.7	8.4	8.8
Visc @ 100°C	cSt	ASTM D445	15.4	13.7	13.7	13.8

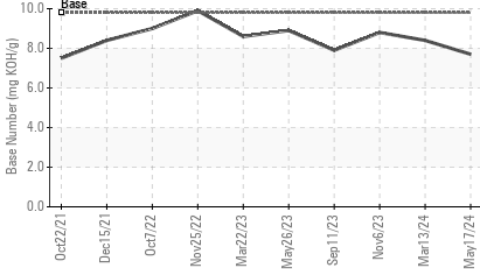
FT-IR (Direct Trend)



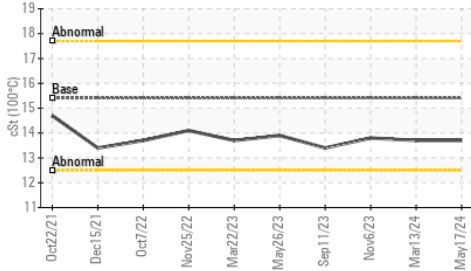
Ferrous Alloys



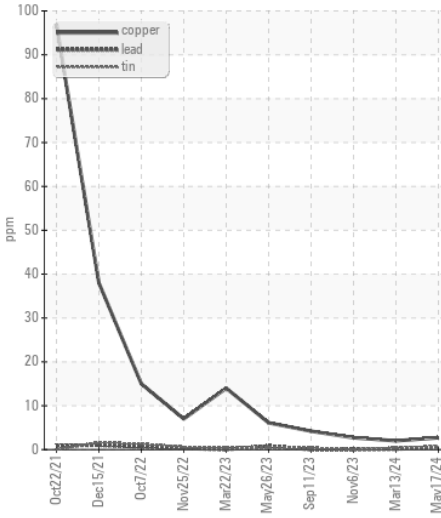
Base Number



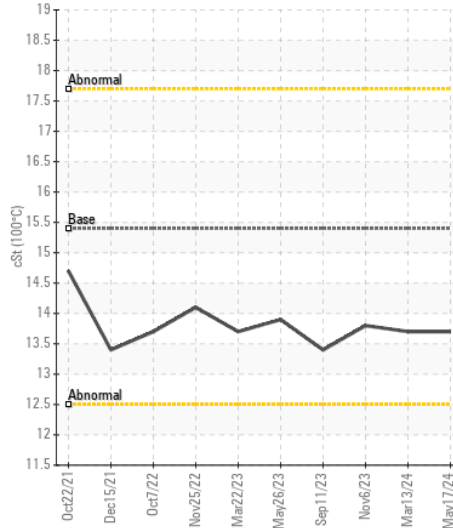
Viscosity @ 100°C



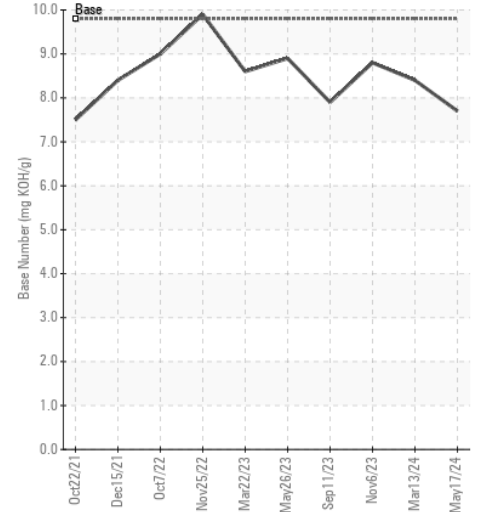
Non-ferrous Metals



Viscosity @ 100°C



Base Number



Certificate L2367

Laboratory : WearCheck USA - 501 Madison Ave., Cary, NC 27513
Sample No. : GFL0116249
Lab Number : 06187145
Unique Number : 11043897
Test Package : FLEET

Received : 21 May 2024
Tested : 23 May 2024
Diagnosed : 23 May 2024 - Sean Felton

GFL Environmental - 625 - Harrison Hauling
 2480 S Clare Ave
 Clare, MI
 US 48617
 Contact: Glenda Standen
 gstanden@gflenv.com

To discuss this sample report, contact Customer Service at 1-800-237-1369.

* - Denotes test methods that are outside of the ISO 17025 scope of accreditation.

Statements of conformity to specifications are based on the simple acceptance decision rule (JCGM 106:2012)

T:
F: