



WEAR	NORMAL
CONTAMINATION	NORMAL
FLUID CONDITION	NORMAL

Machine Id
429063-402427
 Component
Diesel Engine
 Fluid
PETRO CANADA DURON GEO LD 15W40 (--- LTR)

RECOMMENDATION

Resample at the next service interval to monitor.

Test	UOM	Method	Limit/Abn	Current	History1	History2
Sample Number		Client Info		GFL0095982	GFL0096008	GFL0095998
Sample Date		Client Info		21 May 2024	08 Feb 2024	19 Jan 2024
Machine Age	hrs	Client Info		14799	14138	14007
Oil Age	hrs	Client Info		600	600	600
Filter Age	hrs	Client Info		600	600	600
Oil Changed		Client Info		Changed	Changed	Changed
Filter Changed		Client Info		Changed	Changed	Changed
Sample Status				NORMAL	NORMAL	NORMAL

WEAR

All component wear rates are normal.

Iron	ppm	ASTM D5185m	>110	6	0	7
Chromium	ppm	ASTM D5185m	>4	<1	0	<1
Nickel	ppm	ASTM D5185m	>2	0	0	0
Titanium	ppm	ASTM D5185m		<1	0	<1
Silver	ppm	ASTM D5185m	>2	0	0	0
Aluminum	ppm	ASTM D5185m	>25	2	<1	1
Lead	ppm	ASTM D5185m	>45	<1	2	3
Copper	ppm	ASTM D5185m	>85	1	1	3
Tin	ppm	ASTM D5185m	>4	<1	<1	0
Vanadium	ppm	ASTM D5185m		0	0	<1
White Metal	scalar	*Visual	NONE	LIGHT	NONE	NONE
Yellow Metal	scalar	*Visual	NONE	NONE	NONE	NONE

CONTAMINATION

There is no indication of any contamination in the oil.

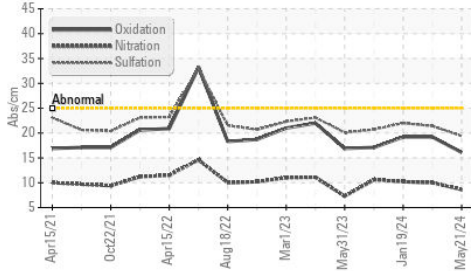
Silicon	ppm	ASTM D5185m	>30	5	<1	4
Potassium	ppm	ASTM D5185m	>20	3	<1	0
Fuel		WC Method	>5	<1.0	<1.0	<1.0
Water		WC Method	>0.2	NEG	NEG	NEG
Glycol		WC Method		NEG	NEG	NEG
Soot %	%	*ASTM D7844	>3	0.2	0.4	0.3
Nitration	Abs/cm	*ASTM D7624	>20	8.6	10.0	10.2
Sulfation	Abs/.1mm	*ASTM D7415	>30	19.4	21.4	22.0
Silt	scalar	*Visual	NONE	NONE	NONE	NONE
Debris	scalar	*Visual	NONE	NONE	NONE	NONE
Sand/Dirt	scalar	*Visual	NONE	NONE	NONE	NONE
Appearance	scalar	*Visual	NORML	NORML	NORML	NORML
Odor	scalar	*Visual	NORML	NORML	NORML	NORML
Emulsified Water	scalar	*Visual	>0.2	NEG	NEG	NEG

FLUID CONDITION

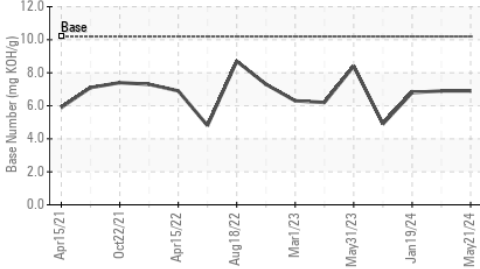
The BN result indicates that there is suitable alkalinity remaining in the oil. The condition of the oil is suitable for further service.

Sodium	ppm	ASTM D5185m		3	5	7
Boron	ppm	ASTM D5185m	50	28	26	22
Barium	ppm	ASTM D5185m	5	<1	0	0
Molybdenum	ppm	ASTM D5185m	50	47	47	52
Manganese	ppm	ASTM D5185m	0	<1	1	<1
Magnesium	ppm	ASTM D5185m	560	502	509	597
Calcium	ppm	ASTM D5185m	1510	1464	1381	1631
Phosphorus	ppm	ASTM D5185m	780	887	714	832
Zinc	ppm	ASTM D5185m	870	1007	878	1029
Sulfur	ppm	ASTM D5185m	2040	2967	2218	2555
Oxidation	Abs/.1mm	*ASTM D7414	>25	16.1	19.2	19.2
Base Number (BN)	mg KOH/g	ASTM D2896	10.2	6.9	6.9	6.8
Visc @ 100°C	cSt	ASTM D445	15.1	13.9	13.7	13.8

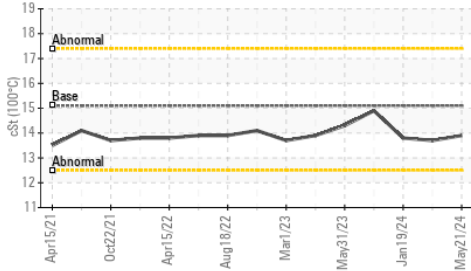
FT-IR (Direct Trend)



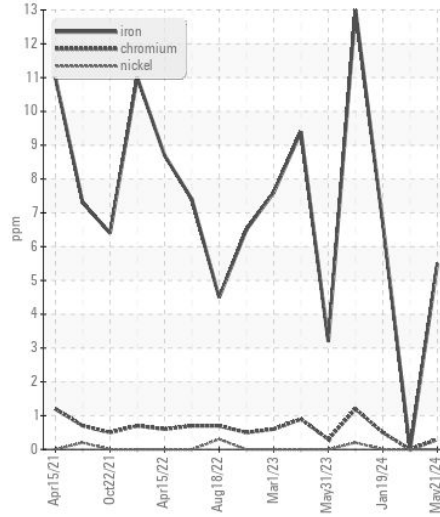
Base Number



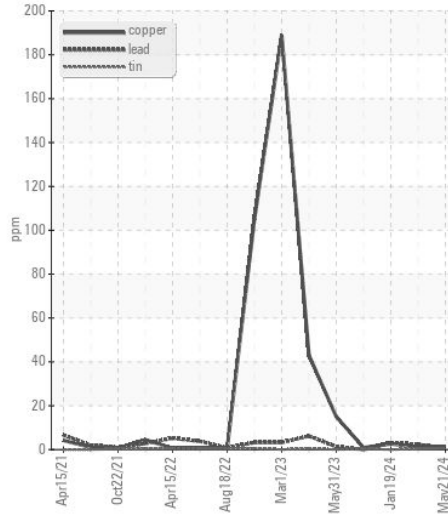
Viscosity @ 100°C



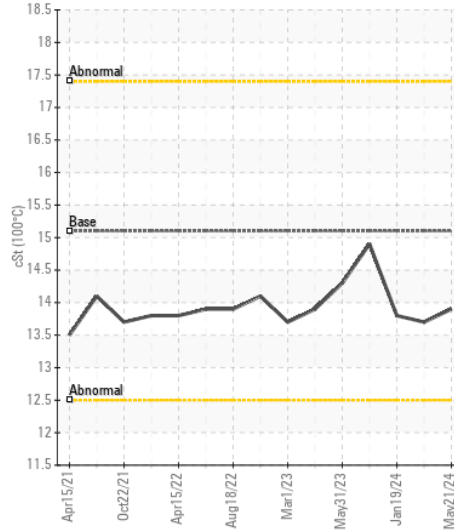
Ferrous Alloys



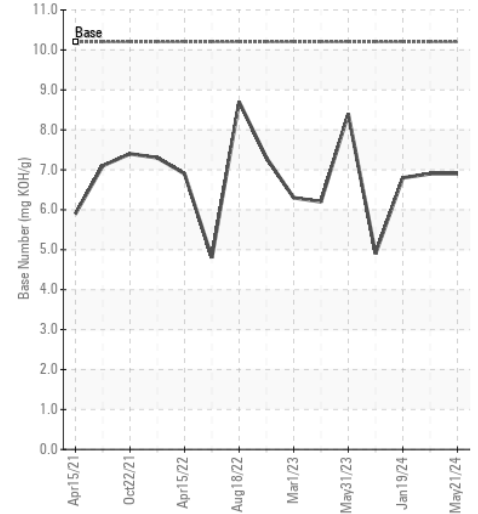
Non-ferrous Metals



Viscosity @ 100°C



Base Number



Certificate L2367

Laboratory : WearCheck USA - 501 Madison Ave., Cary, NC 27513
Sample No. : GFL0095982
Lab Number : 06187407
Unique Number : 11044159
Test Package : FLEET

Received : 22 May 2024
Tested : 31 May 2024
Diagnosed : 31 May 2024 - Wes Davis

GFL Environmental - 883 - Orange City
 1378 South Volusia Ave
 Orange City, FL
 US 32763
 Contact: JEFF COOPERSMITH
 JCOOPERSMITH@GFLENV.COM
 T: (386)503-8468
 F:

To discuss this sample report, contact Customer Service at 1-800-237-1369.

* - Denotes test methods that are outside of the ISO 17025 scope of accreditation.

Statements of conformity to specifications are based on the simple acceptance decision rule (JCGM 106:2012)