



WEAR	NORMAL
CONTAMINATION	NORMAL
FLUID CONDITION	NORMAL

Area
(HH4363)
Machine Id
11263
Component
Diesel Engine
Fluid
PETRO CANADA DURON SHP 15W40 (4 GAL)

RECOMMENDATION

Resample at the next service interval to monitor.

Test	UOM	Method	Limit/Abn	Current	History1	History2
Sample Number		Client Info		GFL0115979	GFL0099836	GFL0080607
Sample Date		Client Info		21 May 2024	05 Mar 2024	15 Nov 2023
Machine Age	hrs	Client Info		0	13362	153874
Oil Age	hrs	Client Info		0	0	153874
Filter Age	hrs	Client Info		0	0	0
Oil Changed		Client Info		Changed	N/A	N/A
Filter Changed		Client Info		N/A	N/A	N/A
Sample Status				NORMAL	NORMAL	ABNORMAL

WEAR

All component wear rates are normal.

Iron	ppm	ASTM D5185m	>100	4	14	83
Chromium	ppm	ASTM D5185m	>20	0	<1	14
Nickel	ppm	ASTM D5185m	>4	0	<1	1
Titanium	ppm	ASTM D5185m		0	<1	<1
Silver	ppm	ASTM D5185m	>3	0	0	0
Aluminum	ppm	ASTM D5185m	>20	1	3	10
Lead	ppm	ASTM D5185m	>40	0	<1	2
Copper	ppm	ASTM D5185m	>330	0	2	▲ 257
Tin	ppm	ASTM D5185m	>15	0	<1	<1
Vanadium	ppm	ASTM D5185m		0	0	<1
White Metal	scalar	*Visual	NONE	NONE	NONE	NONE
Yellow Metal	scalar	*Visual	NONE	NONE	NONE	NONE

CONTAMINATION

There is no indication of any contamination in the oil.

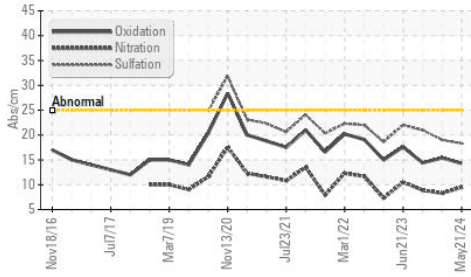
Silicon	ppm	ASTM D5185m	>25	6	6	▲ 52
Potassium	ppm	ASTM D5185m	>20	0	2	▲ 1503
Fuel		WC Method	>5	<1.0	<1.0	<1.0
Water		WC Method	>0.2	NEG	NEG	NEG
Glycol		WC Method		NEG	NEG	NEG
Soot %	%	*ASTM D7844	>3	0.5	0.6	0.3
Nitration	Abs/cm	*ASTM D7624	>20	9.5	8.3	8.9
Sulfation	Abs/.1mm	*ASTM D7415	>30	18.3	19.0	21.0
Silt	scalar	*Visual	NONE	NONE	NONE	NONE
Debris	scalar	*Visual	NONE	NONE	NONE	NONE
Sand/Dirt	scalar	*Visual	NONE	NONE	NONE	NONE
Appearance	scalar	*Visual	NORML	NORML	NORML	NORML
Odor	scalar	*Visual	NORML	NORML	NORML	NORML
Emulsified Water	scalar	*Visual	>0.2	NEG	NEG	NEG

FLUID CONDITION

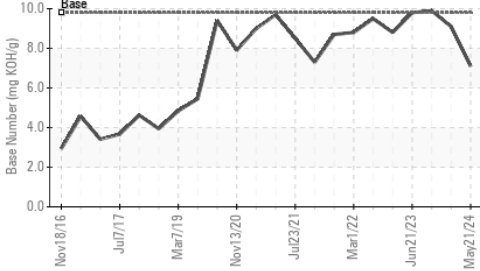
The BN result indicates that there is suitable alkalinity remaining in the oil. The condition of the oil is suitable for further service.

Sodium	ppm	ASTM D5185m		<1	2	▲ 86
Boron	ppm	ASTM D5185m	0	47	4	4
Barium	ppm	ASTM D5185m	0	0	0	0
Molybdenum	ppm	ASTM D5185m	60	86	60	55
Manganese	ppm	ASTM D5185m	0	0	0	2
Magnesium	ppm	ASTM D5185m	1010	189	946	857
Calcium	ppm	ASTM D5185m	1070	2225	1067	1111
Phosphorus	ppm	ASTM D5185m	1150	1073	1017	1035
Zinc	ppm	ASTM D5185m	1270	1279	1226	1203
Sulfur	ppm	ASTM D5185m	2060	4370	3139	2949
Oxidation	Abs/.1mm	*ASTM D7414	>25	14.3	15.4	14.4
Base Number (BN)	mg KOH/g	ASTM D2896	9.8	7.1	9.1	9.9
Visc @ 100°C	cSt	ASTM D445	15.4	13.7	14.0	14.6

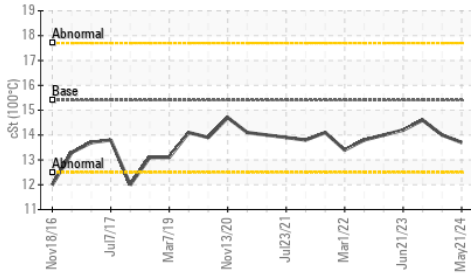
FT-IR (Direct Trend)



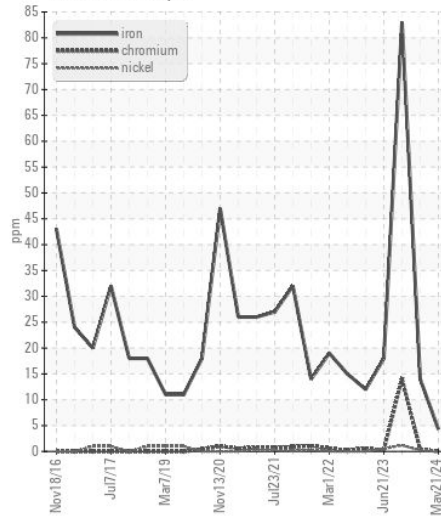
Base Number



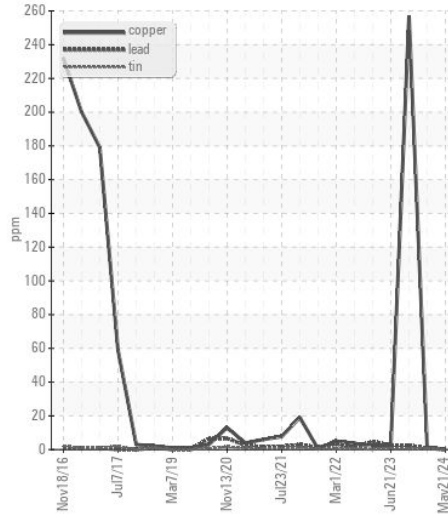
Viscosity @ 100°C



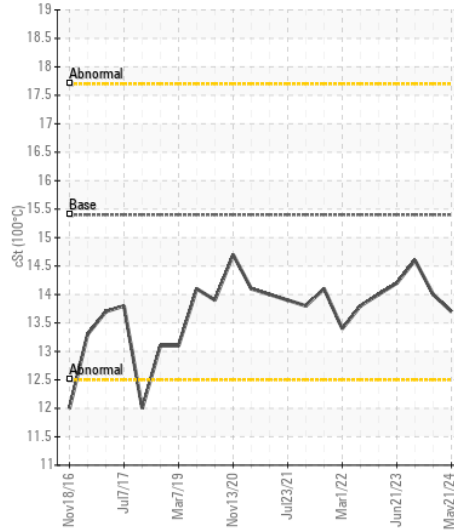
Ferrous Alloys



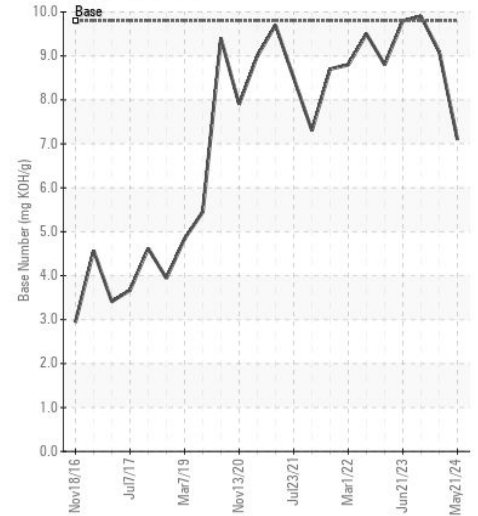
Non-ferrous Metals



Viscosity @ 100°C



Base Number



Certificate L2367

Laboratory : WearCheck USA - 501 Madison Ave., Cary, NC 27513

Sample No. : GFL0115979

Lab Number : 06187474

Unique Number : 11044226

Test Package : FLEET

Received : 22 May 2024

Tested : 23 May 2024

Diagnosed : 24 May 2024 - Don Baldrige

GFL Environmental - 018 - Fayetteville

4621 Marracco Drive

Hope Mills, NC

US 28348

Contact: Robert Carter

robert.carter@gflenv.com

T: (910)596-1170

F:

To discuss this sample report, contact Customer Service at 1-800-237-1369.

* - Denotes test methods that are outside of the ISO 17025 scope of accreditation.

Statements of conformity to specifications are based on the simple acceptance decision rule (JCGM 106:2012)