



OIL ANALYSIS REPORT

WEAR	NORMAL
CONTAMINATION	NORMAL
FLUID CONDITION	NORMAL

Machine Id
PETERBILT 9571572
Component
Diesel Engine
Fluid
MOBIL DELVAC 1300 SUPER15W40 (--- GAL)

RECOMMENDATION

Resample at the next service interval to monitor.

Test	UOM	Method	Limit/Abn	Current	History1	History2
Sample Number		Client Info		RPL0015916	RPL0000989	RPL0000939
Sample Date		Client Info		15 May 2024	22 Aug 2022	18 May 2022
Machine Age	mls	Client Info		215133	144139	134206
Oil Age	mls	Client Info		9553	9933	11419
Filter Age	mls	Client Info		9553	9933	11419
Oil Changed		Client Info		Changed	Changed	Changed
Filter Changed		Client Info		Changed	Changed	Changed
Sample Status				NORMAL	NORMAL	NORMAL

WEAR

All component wear rates are normal.

Iron	ppm	ASTM D5185m	>110	5	8	11
Chromium	ppm	ASTM D5185m	>4	0	<1	<1
Nickel	ppm	ASTM D5185m	>2	0	0	<1
Titanium	ppm	ASTM D5185m		0	0	0
Silver	ppm	ASTM D5185m	>2	<1	<1	<1
Aluminum	ppm	ASTM D5185m	>25	2	2	2
Lead	ppm	ASTM D5185m	>45	0	<1	<1
Copper	ppm	ASTM D5185m	>85	<1	1	1
Tin	ppm	ASTM D5185m	>4	0	<1	<1
Vanadium	ppm	ASTM D5185m		<1	0	0
White Metal	scalar	*Visual	NONE	NONE	NONE	NONE
Yellow Metal	scalar	*Visual	NONE	NONE	NONE	NONE

CONTAMINATION

There is no indication of any contamination in the oil.

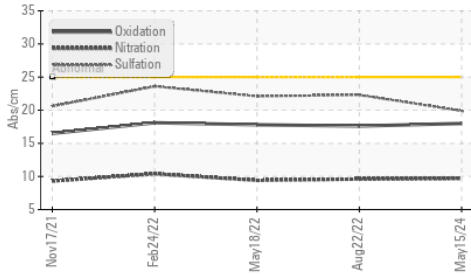
Silicon	ppm	ASTM D5185m	>30	6	4	5
Potassium	ppm	ASTM D5185m	>20	2	3	2
Fuel		WC Method	>5	<1.0	<1.0	<1.0
Water		WC Method	>0.2	NEG	NEG	NEG
Glycol		WC Method		NEG	NEG	NEG
Soot %	%	*ASTM D7844	>3	0.3	0.5	0.4
Nitration	Abs/cm	*ASTM D7624	>20	9.7	9.6	9.4
Sulfation	Abs/.1mm	*ASTM D7415	>30	19.9	22.3	22.1
Silt	scalar	*Visual	NONE	NONE	NONE	NONE
Debris	scalar	*Visual	NONE	NONE	NONE	NONE
Sand/Dirt	scalar	*Visual	NONE	NONE	NONE	NONE
Appearance	scalar	*Visual	NORML	NORML	NORML	NORML
Odor	scalar	*Visual	NORML	NORML	NORML	NORML
Emulsified Water	scalar	*Visual	>0.2	NEG	NEG	NEG

FLUID CONDITION

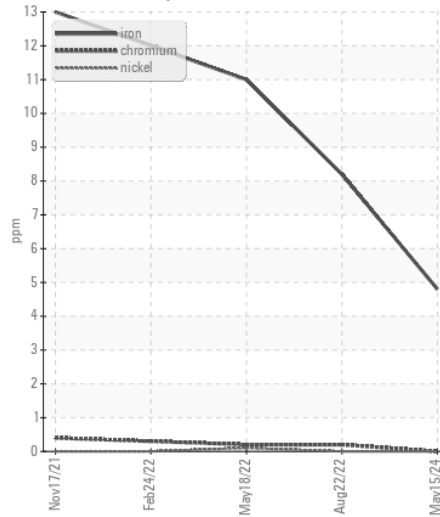
The BN result indicates that there is suitable alkalinity remaining in the oil. The condition of the oil is suitable for further service.

Sodium	ppm	ASTM D5185m		1	0	<1
Boron	ppm	ASTM D5185m	0	27	5	9
Barium	ppm	ASTM D5185m	0	0	0	0
Molybdenum	ppm	ASTM D5185m	0	120	62	50
Manganese	ppm	ASTM D5185m		0	<1	<1
Magnesium	ppm	ASTM D5185m	0	699	847	857
Calcium	ppm	ASTM D5185m		1425	1054	1245
Phosphorus	ppm	ASTM D5185m		775	938	925
Zinc	ppm	ASTM D5185m		939	1159	1104
Sulfur	ppm	ASTM D5185m		3496	2802	2691
Oxidation	Abs/.1mm	*ASTM D7414	>25	18.0	17.6	17.8
Base Number (BN)	mg KOH/g	ASTM D2896	9.4	5.1	9.5	8.4
Visc @ 100°C	cSt	ASTM D445	14	12.8	13.8	13.9

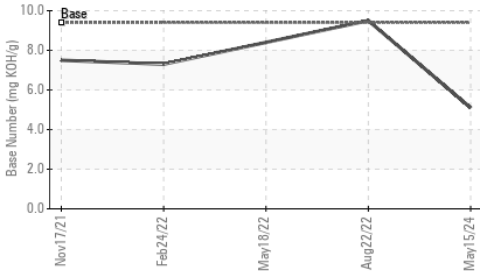
FT-IR (Direct Trend)



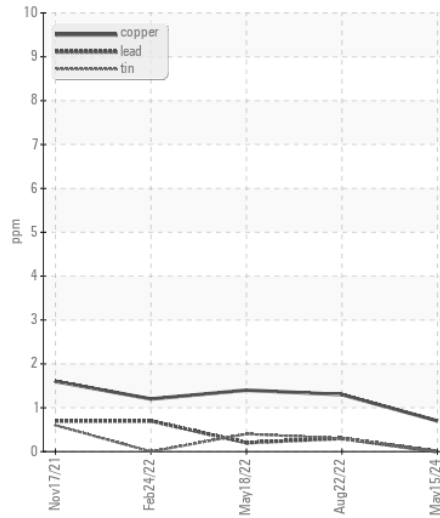
Ferrous Alloys



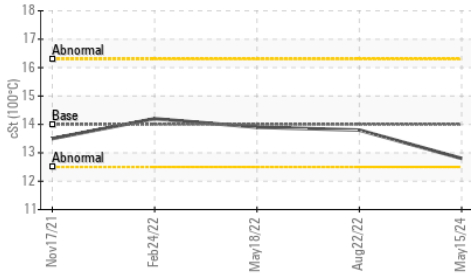
Base Number



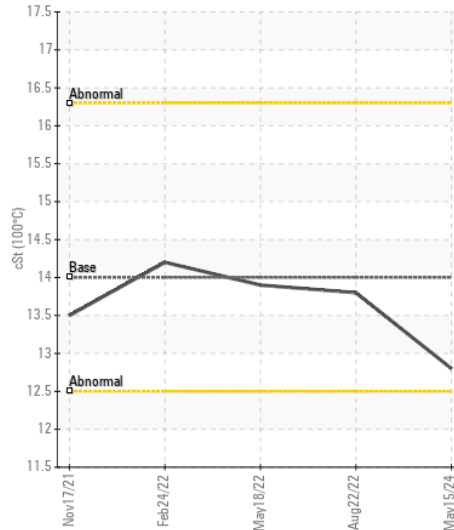
Non-ferrous Metals



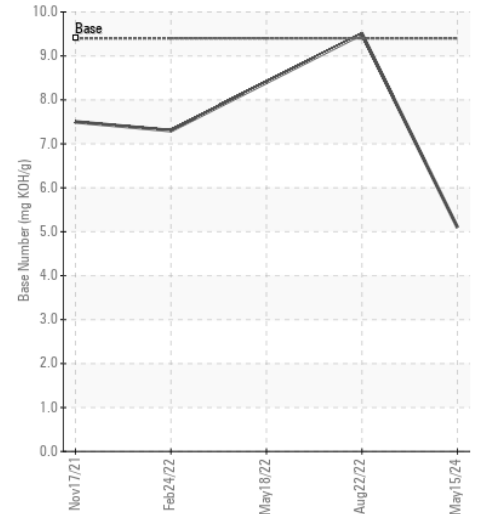
Viscosity @ 100°C



Viscosity @ 100°C



Base Number



Certificate L2367

Laboratory : WearCheck USA - 501 Madison Ave., Cary, NC 27513

Sample No. : RPL0015916

Lab Number : 06187489

Unique Number : 11044241

Test Package : FLEET

Received : 22 May 2024

Tested : 23 May 2024

Diagnosed : 23 May 2024 - Wes Davis

RTL PACLEASE - 7004 - Austin

1205 Smith Road

Austin, TX

US 78721

Contact: David Johnson

JohnsonD@RushEnterprises.com

T: (512)401-7063

F:

To discuss this sample report, contact Customer Service at 1-800-237-1369.

* - Denotes test methods that are outside of the ISO 17025 scope of accreditation.

Statements of conformity to specifications are based on the simple acceptance decision rule (JCGM 106:2012)