



# VOLVO

## OIL ANALYSIS REPORT

WEAR	<b>NORMAL</b>
CONTAMINATION	<b>NORMAL</b>
FLUID CONDITION	<b>NORMAL</b>



Machine Id  
**VOLVO L110H 631978**

Component  
**Transmission (Auto)**

Fluid  
**VOLVO AUTOMATIC TRANSMISSION FLUID AT102 (--- GAL)**

### RECOMMENDATION

Resample at the next service interval to monitor.

Test	UOM	Method	Limit/Abn	Current	History1	History2
Sample Number		Client Info		<b>VCP444165</b>	VCP414739	VCP400229
Sample Date		Client Info		<b>19 Mar 2024</b>	31 Aug 2023	08 Dec 2022
Machine Age	hrs	Client Info		<b>5374</b>	4344	3188
Oil Age	hrs	Client Info		<b>0</b>	2000	500
Filter Age	hrs	Client Info		<b>0</b>	0	0
Oil Changed		Client Info		<b>Not Changed</b>	Changed	Not Changed
Filter Changed		Client Info		<b>Not Changed</b>	Changed	Not Changed
Sample Status				<b>NORMAL</b>	NORMAL	NORMAL

### WEAR

All component wear rates are normal.

Iron	ppm	ASTM D5185m	>160	<b>27</b>	110	98
Chromium	ppm	ASTM D5185m	>5	<b>&lt;1</b>	<1	<1
Nickel	ppm	ASTM D5185m	>5	<b>&lt;1</b>	<1	<1
Titanium	ppm	ASTM D5185m		<b>&lt;1</b>	0	0
Silver	ppm	ASTM D5185m	>5	<b>&lt;1</b>	0	<1
Aluminum	ppm	ASTM D5185m	>50	<b>1</b>	2	5
Lead	ppm	ASTM D5185m	>50	<b>&lt;1</b>	<1	<1
Copper	ppm	ASTM D5185m	>225	<b>4</b>	11	9
Tin	ppm	ASTM D5185m	>10	<b>&lt;1</b>	<1	<1
Vanadium	ppm	ASTM D5185m		<b>0</b>	0	0
White Metal	scalar	*Visual	NONE	<b>NONE</b>	NONE	NONE
Yellow Metal	scalar	*Visual	NONE	<b>NONE</b>	NONE	NONE

### CONTAMINATION

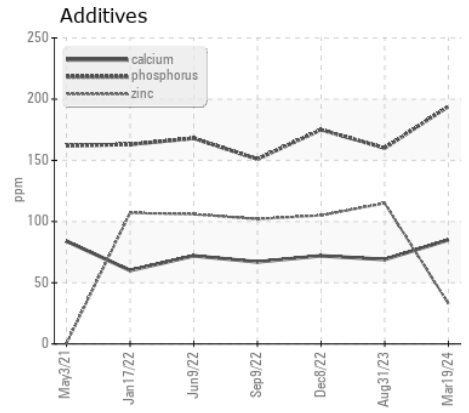
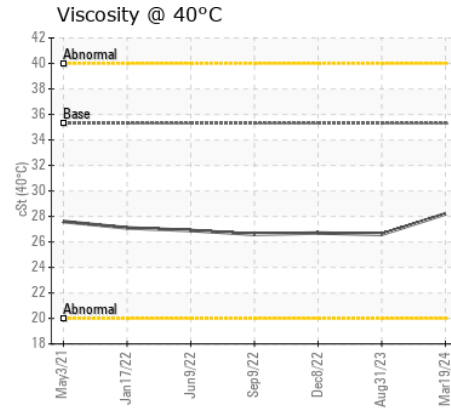
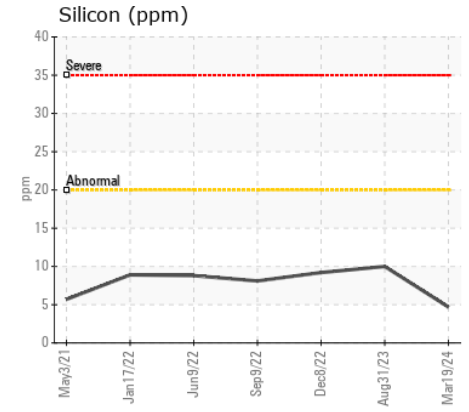
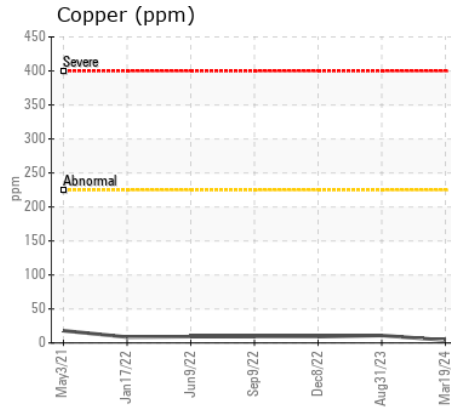
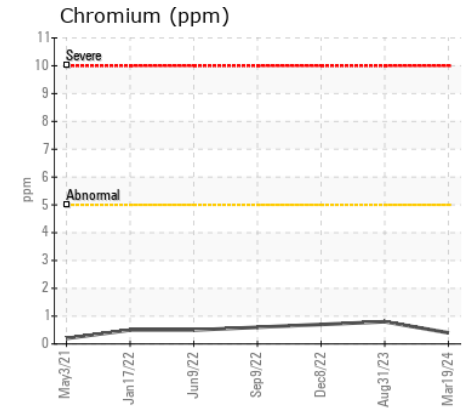
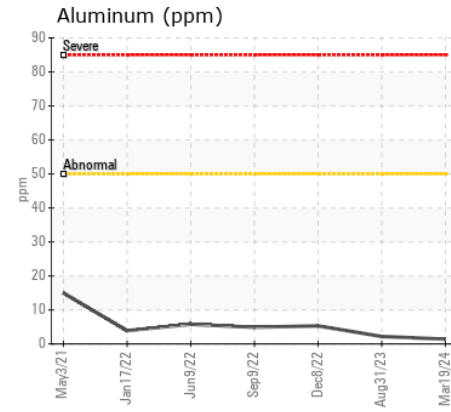
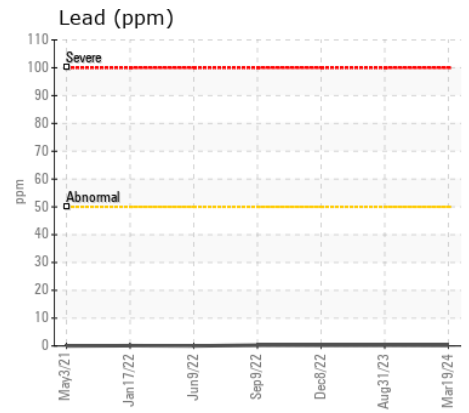
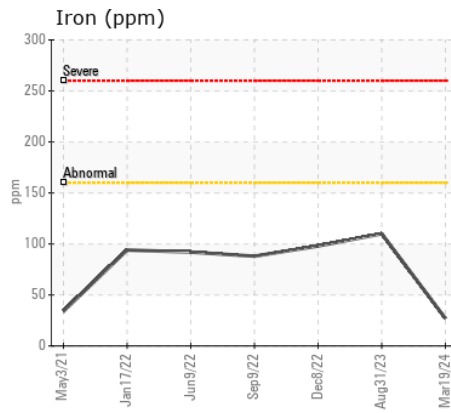
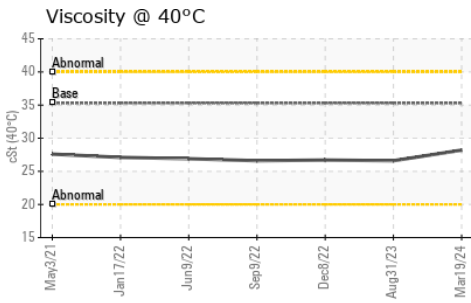
There is no indication of any contamination in the fluid.

Silicon	ppm	ASTM D5185m	>20	<b>5</b>	10	9
Potassium	ppm	ASTM D5185m	>20	<b>2</b>	1	1
Water		WC Method	>0.1	<b>NEG</b>	NEG	NEG
Silt	scalar	*Visual	NONE	<b>NONE</b>	NONE	NONE
Debris	scalar	*Visual	NONE	<b>NONE</b>	NONE	LIGHT
Sand/Dirt	scalar	*Visual	NONE	<b>NONE</b>	NONE	NONE
Appearance	scalar	*Visual	NORML	<b>NORML</b>	NORML	NORML
Odor	scalar	*Visual	NORML	<b>NORML</b>	NORML	NORML
Emulsified Water	scalar	*Visual	>0.1	<b>NEG</b>	NEG	NEG

### FLUID CONDITION

The condition of the fluid is acceptable for the time in service.

Sodium	ppm	ASTM D5185m		<b>&lt;1</b>	5	6
Boron	ppm	ASTM D5185m	187	<b>94</b>	34	36
Barium	ppm	ASTM D5185m	0.0	<b>0</b>	6	3
Molybdenum	ppm	ASTM D5185m	0.0	<b>&lt;1</b>	<1	<1
Manganese	ppm	ASTM D5185m	0.0	<b>1</b>	8	7
Magnesium	ppm	ASTM D5185m	6.8	<b>6</b>	4	3
Calcium	ppm	ASTM D5185m	215	<b>85</b>	69	72
Phosphorus	ppm	ASTM D5185m	445	<b>194</b>	160	175
Zinc	ppm	ASTM D5185m	56	<b>33</b>	115	105
Sulfur	ppm	ASTM D5185m	1336	<b>1945</b>	1800	1869
Visc @ 40°C	cSt	ASTM D445	35.3	<b>28.2</b>	26.6	26.7



Certificate L2367

**Laboratory** : WearCheck USA - 501 Madison Ave., Cary, NC 27513  
**Sample No.** : VCP444165 **Received** : 22 May 2024  
**Lab Number** : 06188141 **Tested** : 23 May 2024  
**Unique Number** : 11044893 **Diagnosed** : 23 May 2024 - Wes Davis  
**Test Package** : MOB 1

**RIPA AND ASSOCIATES**  
 10149 FISHER AVENUE  
 TAMPA, FL  
 US 33619

Contact: PM Services  
 PMServices@ripaconstruction.com

To discuss this sample report, contact Customer Service at 1-800-237-1369.

\* - Denotes test methods that are outside of the ISO 17025 scope of accreditation.

Statements of conformity to specifications are based on the simple acceptance decision rule (JCGM 106:2012)

T:  
 F: