



OIL ANALYSIS REPORT

WEAR	NORMAL
CONTAMINATION	NORMAL
FLUID CONDITION	NORMAL

Machine Id
EASG1013141
 Component
Diesel Engine
 Fluid
DIESEL ENGINE OIL SAE 40 (--- GAL)

RECOMMENDATION

Resample at the next service interval to monitor. Please specify the component make and model with your next sample. Please specify the brand, type, and viscosity of the oil on your next sample.

Test	UOM	Method	Limit/Abn	Current	History1	History2
Sample Number		Client Info		WC0911047	WC0814703	WC0708276
Sample Date		Client Info		23 Apr 2024	03 May 2023	12 Jun 2022
Machine Age	hrs	Client Info		9204	7534	6034
Oil Age	hrs	Client Info		0	0	0
Filter Age	hrs	Client Info		0	0	0
Oil Changed		Client Info		N/A	Changed	N/A
Filter Changed		Client Info		N/A	Changed	N/A
Sample Status				NORMAL	NORMAL	NORMAL

WEAR

All component wear rates are normal.

Iron	ppm	ASTM D5185m	>100	5	8	3
Chromium	ppm	ASTM D5185m	>20	0	<1	<1
Nickel	ppm	ASTM D5185m	>4	0	0	<1
Titanium	ppm	ASTM D5185m		0	0	0
Silver	ppm	ASTM D5185m	>3	<1	0	<1
Aluminum	ppm	ASTM D5185m	>20	2	<1	2
Lead	ppm	ASTM D5185m	>40	<1	<1	<1
Copper	ppm	ASTM D5185m	>330	2	1	<1
Tin	ppm	ASTM D5185m	>15	<1	<1	<1
Vanadium	ppm	ASTM D5185m		<1	<1	<1
White Metal	scalar	*Visual	NONE	NONE	NONE	NONE
Yellow Metal	scalar	*Visual	NONE	NONE	NONE	NONE

CONTAMINATION

There is no indication of any contamination in the oil.

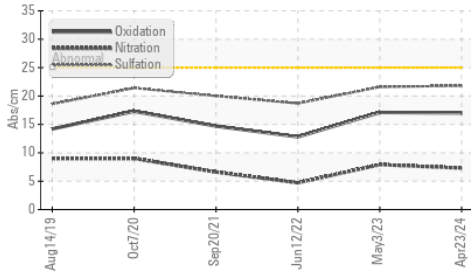
Silicon	ppm	ASTM D5185m	>25	5	7	6
Potassium	ppm	ASTM D5185m	>20	0	1	3
Fuel		WC Method	>5	<1.0	<1.0	<1.0
Water		WC Method	>0.2	NEG	NEG	NEG
Glycol		WC Method		NEG	NEG	NEG
Soot %	%	*ASTM D7844	>3	0.2	0.1	0.1
Nitration	Abs/cm	*ASTM D7624	>20	7.3	7.9	4.7
Sulfation	Abs/.1mm	*ASTM D7415	>30	21.8	21.6	18.7
Silt	scalar	*Visual	NONE	NONE	NONE	NONE
Debris	scalar	*Visual	NONE	NONE	NONE	NONE
Sand/Dirt	scalar	*Visual	NONE	NONE	NONE	NONE
Appearance	scalar	*Visual	NORML	NORML	NORML	NORML
Odor	scalar	*Visual	NORML	NORML	NORML	NORML
Emulsified Water	scalar	*Visual	>0.2	NEG	NEG	NEG

FLUID CONDITION

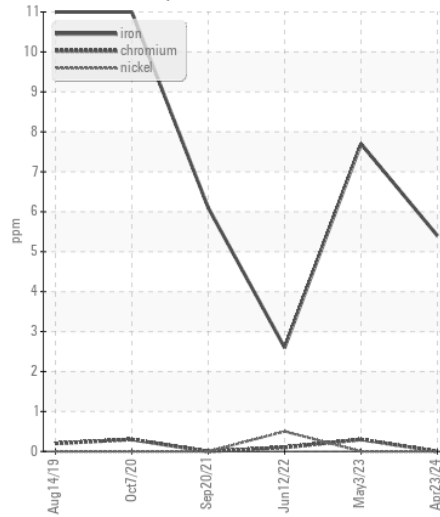
The BN result indicates that there is suitable alkalinity remaining in the oil. The condition of the oil is suitable for further service.

Sodium	ppm	ASTM D5185m	>216	2	3	1
Boron	ppm	ASTM D5185m	250	446	394	440
Barium	ppm	ASTM D5185m	10	0	0	0
Molybdenum	ppm	ASTM D5185m	100	94	90	75
Manganese	ppm	ASTM D5185m		<1	<1	<1
Magnesium	ppm	ASTM D5185m	450	438	407	366
Calcium	ppm	ASTM D5185m	3000	1629	1528	1464
Phosphorus	ppm	ASTM D5185m	1150	1115	1009	986
Zinc	ppm	ASTM D5185m	1350	1323	1243	1233
Sulfur	ppm	ASTM D5185m	4250	3874	3270	3954
Oxidation	Abs/.1mm	*ASTM D7414	>25	17.0	17.1	12.8
Base Number (BN)	mg KOH/g	ASTM D2896	8.5	7.7	7.6	8
Visc @ 100°C	cSt	ASTM D445	14.4	13.2	12.9	13.8

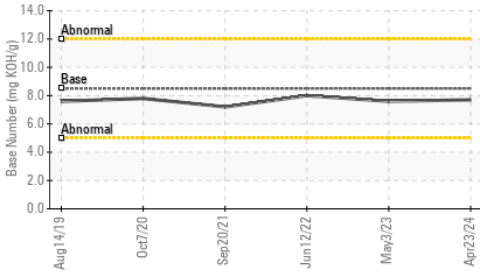
FT-IR (Direct Trend)



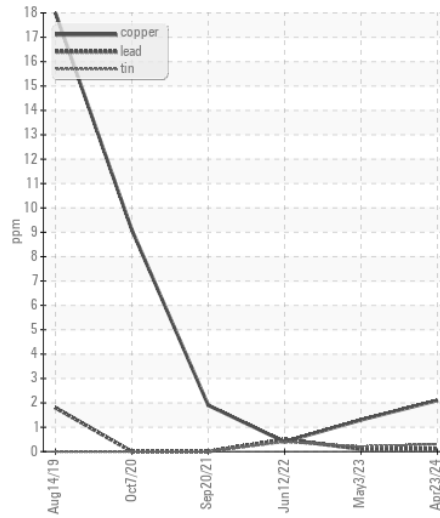
Ferrous Alloys



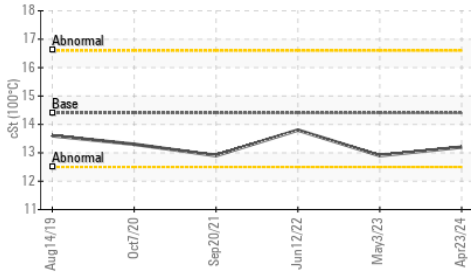
Base Number



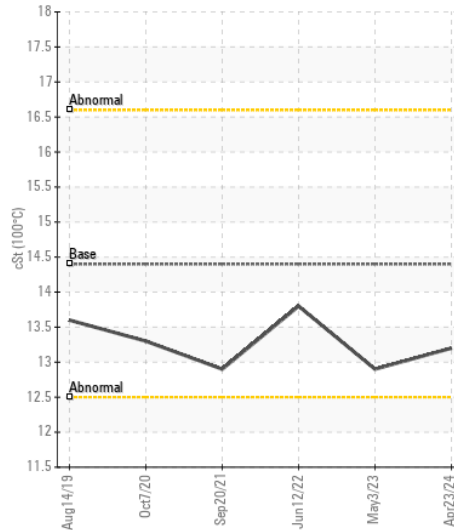
Non-ferrous Metals



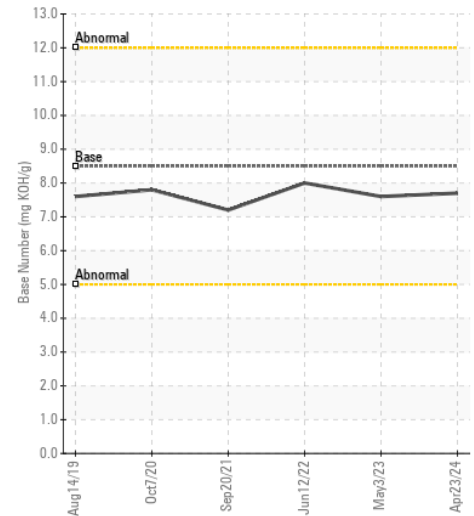
Viscosity @ 100°C



Viscosity @ 100°C



Base Number



Certificate L2367

Laboratory : WearCheck USA - 501 Madison Ave., Cary, NC 27513

Sample No. : WC0911047

Lab Number : 06188421

Unique Number : 11045173

Test Package : FLEET

Received : 22 May 2024

Tested : 24 May 2024

Diagnosed : 24 May 2024 - Wes Davis

DOLE FRESH FRUIT

PO BOX 725, ATTN: MAINTENANCE AND REPAIR

NEW CASTLE, DE

US 19720

Contact: LUIS LAPIERRE

luis.lapierre@dole.com

T: (302)652-6344

F: (302)652-6061

To discuss this sample report, contact Customer Service at 1-800-237-1369.

* - Denotes test methods that are outside of the ISO 17025 scope of accreditation.

Statements of conformity to specifications are based on the simple acceptance decision rule (JCGM 106:2012)