



WEAR	NORMAL
CONTAMINATION	NORMAL
FLUID CONDITION	NORMAL



Area

[46991]

Machine Id

JOHN DEERE 310E 1DW310EXJNF714255

Component

Diesel Engine

Fluid

JOHN DEERE ENGINE OIL PLUS 50 II 15W40 (32 GAL)

RECOMMENDATION

Resample at the next service interval to monitor.

Test	UOM	Method	Limit/Abn	Current	History1	History2
Sample Number		Client Info		JR0217644	JR0203323	JR0187743
Sample Date		Client Info		22 May 2024	01 Feb 2024	18 Sep 2023
Machine Age	hrs	Client Info		2439	1939	1448
Oil Age	hrs	Client Info		500	491	0
Filter Age	hrs	Client Info		0	491	0
Oil Changed		Client Info		Changed	Changed	Changed
Filter Changed		Client Info		Changed	Changed	Changed
Sample Status				NORMAL	ATTENTION	NORMAL

WEAR

All component wear rates are normal.

Iron	ppm	ASTM D5185m	>51	19	22	17
Chromium	ppm	ASTM D5185m	>11	<1	<1	<1
Nickel	ppm	ASTM D5185m	>5	8	11	6
Titanium	ppm	ASTM D5185m		<1	0	0
Silver	ppm	ASTM D5185m	>3	<1	0	0
Aluminum	ppm	ASTM D5185m	>31	4	2	4
Lead	ppm	ASTM D5185m	>26	1	<1	<1
Copper	ppm	ASTM D5185m	>26	2	8	13
Tin	ppm	ASTM D5185m	>4	1	<1	<1
Vanadium	ppm	ASTM D5185m		<1	0	<1
White Metal	scalar	*Visual	NONE	NONE	NONE	NONE
Yellow Metal	scalar	*Visual	NONE	NONE	NONE	NONE

CONTAMINATION

There is no indication of any contamination in the oil.

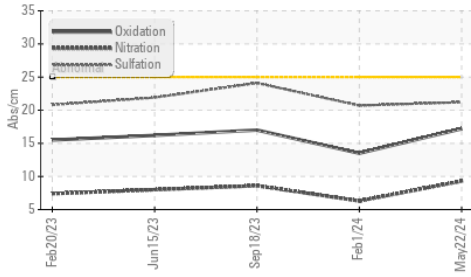
Silicon	ppm	ASTM D5185m	>22	8	6	7
Potassium	ppm	ASTM D5185m	>20	2	2	1
Fuel	%	ASTM D3524	>2.1	<1.0	0.2	<1.0
Water		WC Method	>0.21	NEG	NEG	NEG
Glycol		WC Method		NEG	NEG	NEG
Soot %	%	*ASTM D7844	>3	0.1	0.2	0
Nitration	Abs/cm	*ASTM D7624	>20	9.3	6.3	8.6
Sulfation	Abs/.1mm	*ASTM D7415	>30	21.2	20.7	24.1
Silt	scalar	*Visual	NONE	NONE	NONE	NONE
Debris	scalar	*Visual	NONE	NONE	NONE	NONE
Sand/Dirt	scalar	*Visual	NONE	NONE	NONE	NONE
Appearance	scalar	*Visual	NORML	NORML	NORML	NORML
Odor	scalar	*Visual	NORML	NORML	NORML	NORML
Emulsified Water	scalar	*Visual	>0.21	NEG	NEG	NEG

FLUID CONDITION

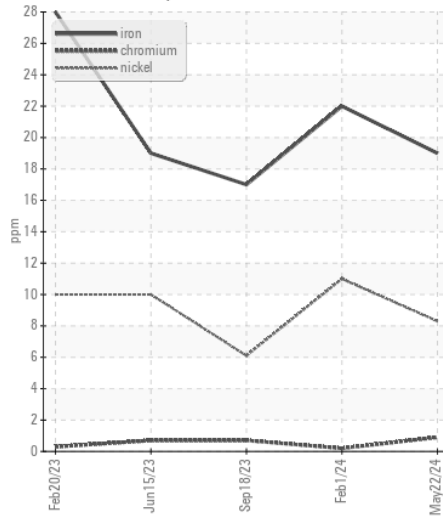
The BN result indicates that there is suitable alkalinity remaining in the oil. The condition of the oil is suitable for further service.

Sodium	ppm	ASTM D5185m	>31	0	0	1
Boron	ppm	ASTM D5185m		257	149	245
Barium	ppm	ASTM D5185m		0	3	0
Molybdenum	ppm	ASTM D5185m		230	155	282
Manganese	ppm	ASTM D5185m		<1	<1	<1
Magnesium	ppm	ASTM D5185m		794	526	826
Calcium	ppm	ASTM D5185m		1733	2490	1511
Phosphorus	ppm	ASTM D5185m		939	1090	924
Zinc	ppm	ASTM D5185m		1163	1227	1140
Sulfur	ppm	ASTM D5185m		3493	3812	3689
Oxidation	Abs/.1mm	*ASTM D7414	>25	17.2	13.5	17.0
Base Number (BN)	mg KOH/g	ASTM D2896	13.6	7.0	9.2	9.6
Visc @ 100°C	cSt	ASTM D445	15.4	12.6	11.0	13.6

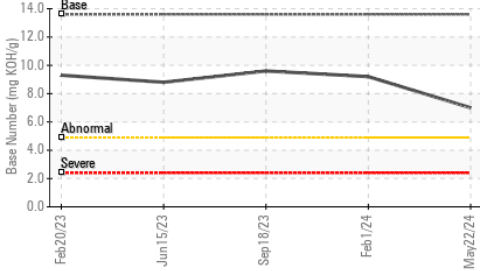
FT-IR (Direct Trend)



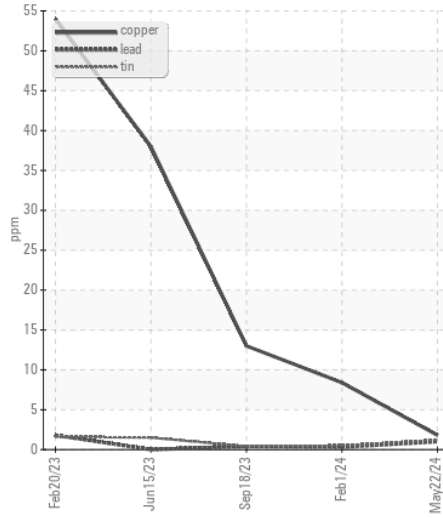
Ferrous Alloys



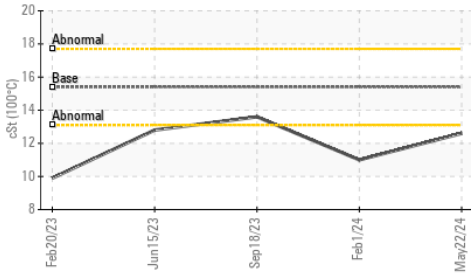
Base Number




Non-ferrous Metals



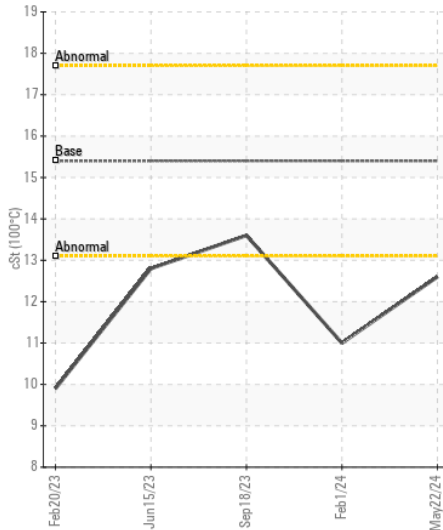
Viscosity @ 100°C



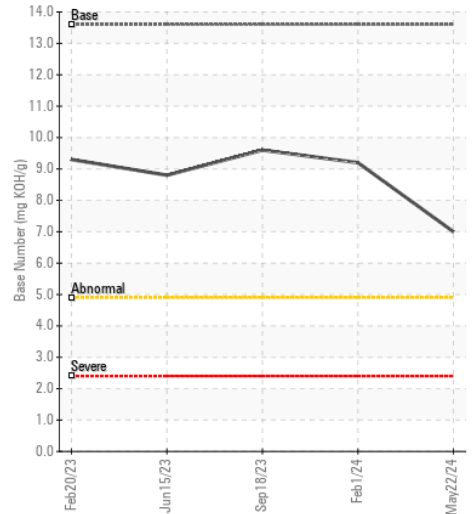
Fuel Dilution



Viscosity @ 100°C



Base Number



Certificate L2367

Laboratory : WearCheck USA - 501 Madison Ave., Cary, NC 27513
Sample No. : JR0217644 **Received** : 23 May 2024
Lab Number : 06189948 **Tested** : 29 May 2024
Unique Number : 11046700 **Diagnosed** : 29 May 2024 - Sean Felton
Test Package : CONST (Additional Tests: FuelDilution, TBN)

B & S SITE DEVELOPMENT
 7800 PINEY BRANCH LANE
 BRISTOW, VA
 US 20136
 Contact: DANNY HUFF
 dhuff@bandssite.com
 T: (540)270-3203
 F: (703)753-0605

To discuss this sample report, contact Customer Service at 1-800-237-1369.

* - Denotes test methods that are outside of the ISO 17025 scope of accreditation.

Statements of conformity to specifications are based on the simple acceptance decision rule (JCGM 106:2012)