



OIL ANALYSIS REPORT

WEAR	NORMAL
CONTAMINATION	NORMAL
FLUID CONDITION	NORMAL

Machine Id
61048
 Component
Diesel Engine
 Fluid
DIESEL ENGINE OIL SAE 15W40 (--- GAL)

RECOMMENDATION

Resample at the next service interval to monitor.

Test	UOM	Method	Limit/Abn	Current	History1	History2
Sample Number		Client Info		WC0936298	WC0869211	WC0828001
Sample Date		Client Info		20 May 2024	19 Oct 2023	21 Jul 2023
Machine Age	mls	Client Info		182771	173191	166295
Oil Age	mls	Client Info		10000	0	10000
Filter Age	mls	Client Info		10000	0	10000
Oil Changed		Client Info		Changed	Changed	Changed
Filter Changed		Client Info		Changed	Changed	Changed
Sample Status				NORMAL	ATTENTION	NORMAL

WEAR

All component wear rates are normal.

Iron	ppm	ASTM D5185m	>100	31	15	8
Chromium	ppm	ASTM D5185m	>20	1	<1	0
Nickel	ppm	ASTM D5185m	>4	<1	0	0
Titanium	ppm	ASTM D5185m		<1	<1	<1
Silver	ppm	ASTM D5185m	>3	<1	0	0
Aluminum	ppm	ASTM D5185m	>20	7	4	2
Lead	ppm	ASTM D5185m	>40	<1	0	<1
Copper	ppm	ASTM D5185m	>330	1	<1	<1
Tin	ppm	ASTM D5185m	>15	1	0	<1
Vanadium	ppm	ASTM D5185m		<1	0	0
White Metal	scalar	*Visual	NONE	NONE	NONE	NONE
Yellow Metal	scalar	*Visual	NONE	NONE	NONE	NONE

CONTAMINATION

There is no indication of any contamination in the oil.

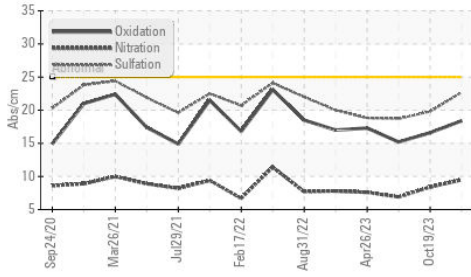
Silicon	ppm	ASTM D5185m	>25	6	5	3
Potassium	ppm	ASTM D5185m	>20	6	5	2
Fuel	%	ASTM D3524	>5	<1.0	▲ 2.3	<1.0
Water		WC Method	>0.2	NEG	NEG	NEG
Glycol		WC Method		NEG	NEG	NEG
Soot %	%	*ASTM D7844	>3	0.3	0.2	0.2
Nitration	Abs/cm	*ASTM D7624	>20	9.5	8.4	6.9
Sulfation	Abs/.1mm	*ASTM D7415	>30	22.7	19.8	18.7
Silt	scalar	*Visual	NONE	NONE	NONE	NONE
Debris	scalar	*Visual	NONE	NONE	NONE	NONE
Sand/Dirt	scalar	*Visual	NONE	NONE	NONE	NONE
Appearance	scalar	*Visual	NORML	NORML	NORML	NORML
Odor	scalar	*Visual	NORML	NORML	NORML	NORML
Emulsified Water	scalar	*Visual	>0.2	NEG	NEG	NEG

FLUID CONDITION

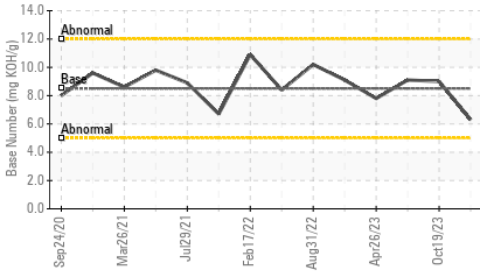
The BN result indicates that there is suitable alkalinity remaining in the oil. The condition of the oil is suitable for further service.

Sodium	ppm	ASTM D5185m	>158	<1	<1	1
Boron	ppm	ASTM D5185m	250	353	6	6
Barium	ppm	ASTM D5185m	10	0	<1	0
Molybdenum	ppm	ASTM D5185m	100	96	71	63
Manganese	ppm	ASTM D5185m		<1	0	<1
Magnesium	ppm	ASTM D5185m	450	477	978	1038
Calcium	ppm	ASTM D5185m	3000	1400	1172	1291
Phosphorus	ppm	ASTM D5185m	1150	966	1043	1115
Zinc	ppm	ASTM D5185m	1350	1254	1279	1403
Sulfur	ppm	ASTM D5185m	4250	3398	3650	4239
Oxidation	Abs/.1mm	*ASTM D7414	>25	18.4	16.6	15.2
Base Number (BN)	mg KOH/g	ASTM D2896	8.5	6.3	9.0	9.1
Visc @ 100°C	cSt	ASTM D445	14.4	12.4	● 12.2	12.7

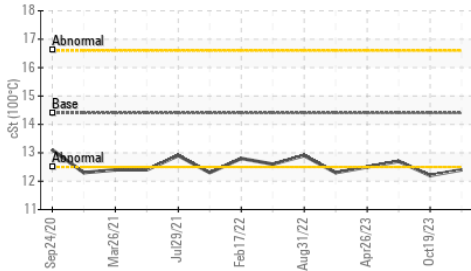
FT-IR (Direct Trend)



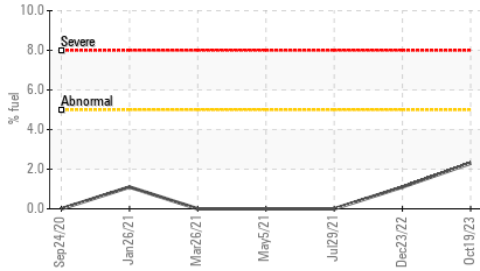
Base Number



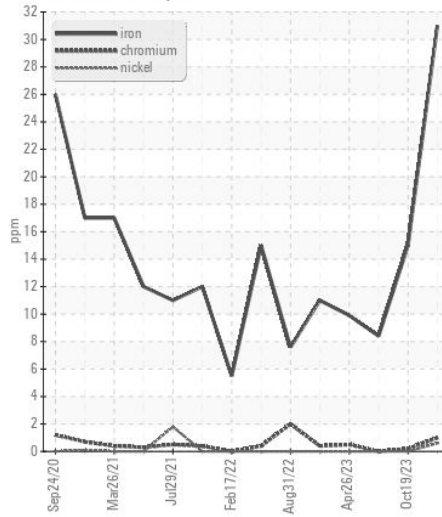
Viscosity @ 100°C



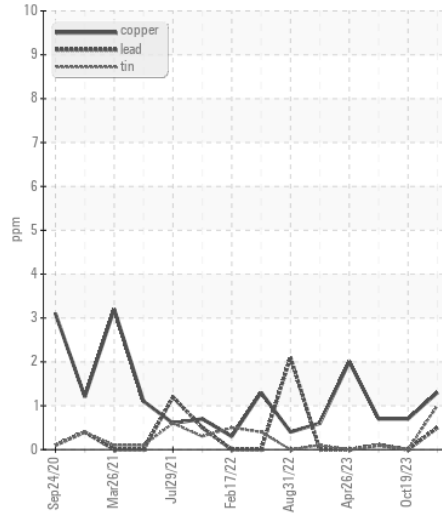
Fuel Dilution



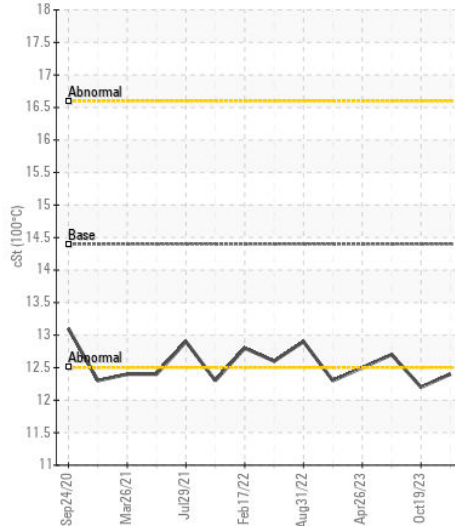
Ferrous Alloys



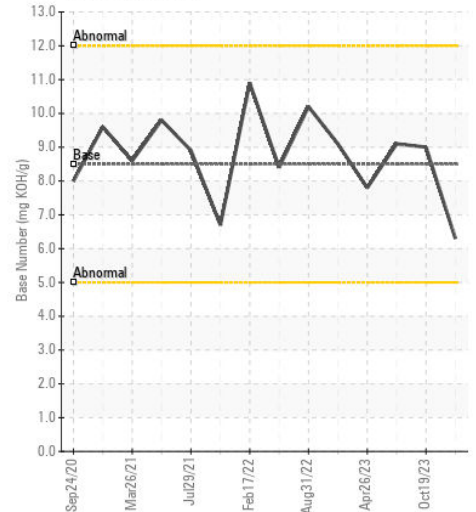
Non-ferrous Metals



Viscosity @ 100°C



Base Number



Certificate L2367

Laboratory : WearCheck USA - 501 Madison Ave., Cary, NC 27513
Sample No. : WC0936298 **Received** : 23 May 2024
Lab Number : 06190026 **Tested** : 29 May 2024
Unique Number : 11046778 **Diagnosed** : 29 May 2024 - Jonathan Hester
Test Package : FLEET (Additional Tests: FUELDILUTION)

SALEM NATIONALEASE CORPORATION
 198 PARK PLAZA DRIVE
 WINSTON SALEM, NC
 US 27105
 Contact: Audrey Hopkins
 Audrey.Hopkins@salemcorp.com
 T: (336)767-9642
 F: x:

To discuss this sample report, contact Customer Service at 1-800-237-1369.

* - Denotes test methods that are outside of the ISO 17025 scope of accreditation.

Statements of conformity to specifications are based on the simple acceptance decision rule (JCGM 106:2012)