



OIL ANALYSIS REPORT

WEAR	NORMAL
CONTAMINATION	NORMAL
FLUID CONDITION	NORMAL

Machine Id
PETERBILT TDI1409
Component
Diesel Engine
Fluid
DIESEL ENGINE OIL SAE 15W40 (--- QTS)

RECOMMENDATION

Resample at the next service interval to monitor.

Test	UOM	Method	Limit/Abn	Current	History1	History2
Sample Number		Client Info		WC0936297	WC0869164	WC0869220
Sample Date		Client Info		20 May 2024	02 Jan 2024	12 Oct 2023
Machine Age	mls	Client Info		275863	262573	252870
Oil Age	mls	Client Info		25000	0	0
Filter Age	mls	Client Info		25000	0	0
Oil Changed		Client Info		Changed	N/A	Changed
Filter Changed		Client Info		Changed	N/A	Not Changd
Sample Status				NORMAL	NORMAL	NORMAL

WEAR

All component wear rates are normal.

Iron	ppm	ASTM D5185m	>110	14	11	17
Chromium	ppm	ASTM D5185m	>4	2	<1	2
Nickel	ppm	ASTM D5185m	>2	<1	<1	0
Titanium	ppm	ASTM D5185m		<1	0	<1
Silver	ppm	ASTM D5185m	>2	<1	0	0
Aluminum	ppm	ASTM D5185m	>25	2	2	1
Lead	ppm	ASTM D5185m	>45	1	<1	3
Copper	ppm	ASTM D5185m	>85	1	<1	1
Tin	ppm	ASTM D5185m	>4	1	<1	0
Vanadium	ppm	ASTM D5185m		<1	<1	0
White Metal	scalar	*Visual	NONE	NONE	NONE	NONE
Yellow Metal	scalar	*Visual	NONE	NONE	NONE	NONE

CONTAMINATION

There is no indication of any contamination in the oil.

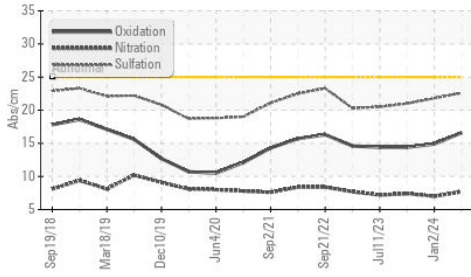
Silicon	ppm	ASTM D5185m	>30	6	4	3
Potassium	ppm	ASTM D5185m	>20	2	1	11
Fuel		WC Method	>5	<1.0	<1.0	<1.0
Water		WC Method	>0.2	NEG	NEG	NEG
Glycol		WC Method		NEG	NEG	NEG
Soot %	%	*ASTM D7844	>3	0.8	0.9	1.1
Nitration	Abs/cm	*ASTM D7624	>20	7.7	7.0	7.4
Sulfation	Abs/.1mm	*ASTM D7415	>30	22.6	21.8	21.0
Silt	scalar	*Visual	NONE	NONE	NONE	NONE
Debris	scalar	*Visual	NONE	NONE	NONE	NONE
Sand/Dirt	scalar	*Visual	NONE	NONE	NONE	NONE
Appearance	scalar	*Visual	NORML	NORML	NORML	NORML
Odor	scalar	*Visual	NORML	NORML	NORML	NORML
Emulsified Water	scalar	*Visual	>0.2	NEG	NEG	NEG

FLUID CONDITION

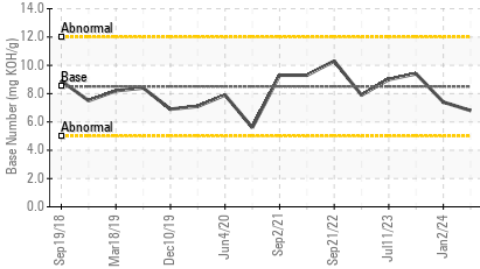
The BN result indicates that there is suitable alkalinity remaining in the oil. The condition of the oil is suitable for further service.

Sodium	ppm	ASTM D5185m	>158	<1	<1	7
Boron	ppm	ASTM D5185m	250	372	261	3
Barium	ppm	ASTM D5185m	10	0	0	<1
Molybdenum	ppm	ASTM D5185m	100	94	83	62
Manganese	ppm	ASTM D5185m		<1	<1	0
Magnesium	ppm	ASTM D5185m	450	417	500	893
Calcium	ppm	ASTM D5185m	3000	1487	1233	1060
Phosphorus	ppm	ASTM D5185m	1150	960	1015	948
Zinc	ppm	ASTM D5185m	1350	1251	1204	1169
Sulfur	ppm	ASTM D5185m	4250	3511	3121	3361
Oxidation	Abs/.1mm	*ASTM D7414	>25	16.6	14.9	14.4
Base Number (BN)	mg KOH/g	ASTM D2896	8.5	6.8	7.4	9.4
Visc @ 100°C	cSt	ASTM D445	14.4	12.6	12.7	12.6

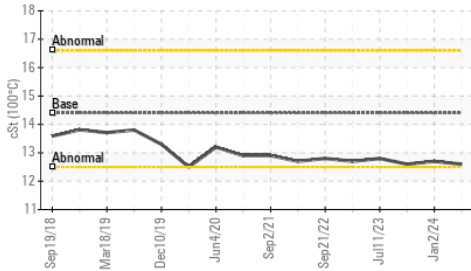
FT-IR (Direct Trend)



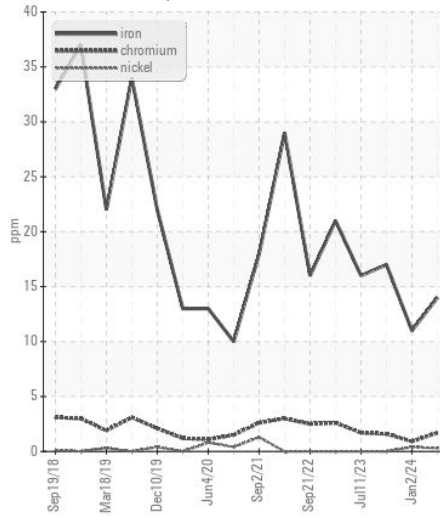
Base Number



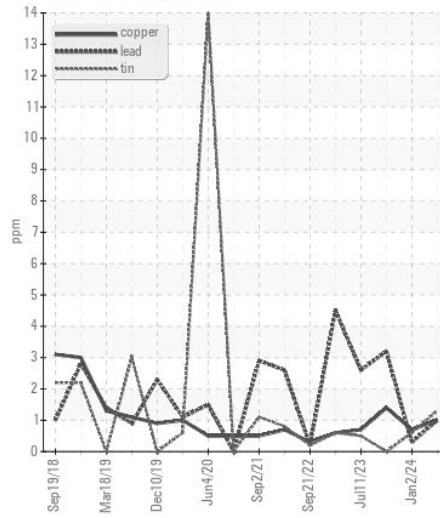
Viscosity @ 100°C



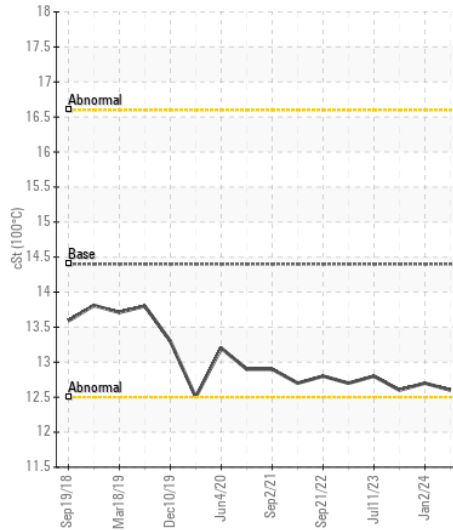
Ferrous Alloys



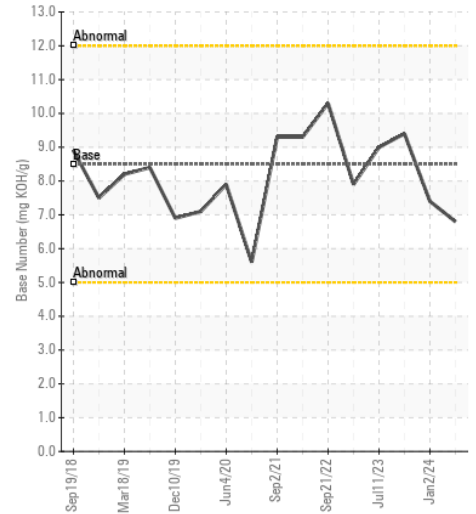
Non-ferrous Metals



Viscosity @ 100°C



Base Number



Certificate L2367

Laboratory : WearCheck USA - 501 Madison Ave., Cary, NC 27513

Sample No. : WC0936297

Lab Number : 06190030

Unique Number : 11046782

Test Package : FLEET

Received : 23 May 2024

Tested : 25 May 2024

Diagnosed : 29 May 2024 - Don Baldrige

SALEM NATIONALEASE CORPORATION

198 PARK PLAZA DRIVE

WINSTON SALEM, NC

US 27105

Contact: Audrey Hopkins

Audrey.Hopkins@salemcorp.com

T: (336)767-9642

F: x:

To discuss this sample report, contact Customer Service at 1-800-237-1369.

* - Denotes test methods that are outside of the ISO 17025 scope of accreditation.

Statements of conformity to specifications are based on the simple acceptance decision rule (JCGM 106:2012)