



OIL ANALYSIS REPORT

WEAR	NORMAL
CONTAMINATION	NORMAL
FLUID CONDITION	NORMAL

Machine Id
46625
 Component
Diesel Engine
 Fluid
DIESEL ENGINE OIL SAE 15W40 (--- QTS)

RECOMMENDATION

Resample at the next service interval to monitor. Please specify the component make and model with your next sample. Please specify the brand, type, and viscosity of the oil on your next sample.

Test	UOM	Method	Limit/Abn	Current	History1	History2
Sample Number		Client Info		WC0936290	WC0869192	---
Sample Date		Client Info		23 May 2024	03 Nov 2023	---
Machine Age	mls	Client Info		72216	28950	---
Oil Age	mls	Client Info		0	25000	---
Filter Age	mls	Client Info		0	25000	---
Oil Changed		Client Info		Changed	Changed	---
Filter Changed		Client Info		Changed	Changed	---
Sample Status				NORMAL	NORMAL	---

WEAR

Metal levels are typical for a new component breaking in.

Iron	ppm	ASTM D5185m	>100	30	21	---
Chromium	ppm	ASTM D5185m	>20	2	1	---
Nickel	ppm	ASTM D5185m	>4	<1	<1	---
Titanium	ppm	ASTM D5185m		<1	0	---
Silver	ppm	ASTM D5185m	>3	1	<1	---
Aluminum	ppm	ASTM D5185m	>20	11	17	---
Lead	ppm	ASTM D5185m	>40	<1	0	---
Copper	ppm	ASTM D5185m	>330	68	471	---
Tin	ppm	ASTM D5185m	>15	1	2	---
Vanadium	ppm	ASTM D5185m		<1	0	---
White Metal	scalar	*Visual	NONE	NONE	NONE	---
Yellow Metal	scalar	*Visual	NONE	NONE	NONE	---

CONTAMINATION

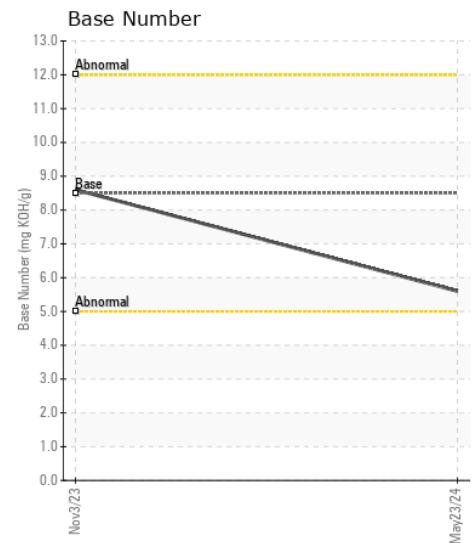
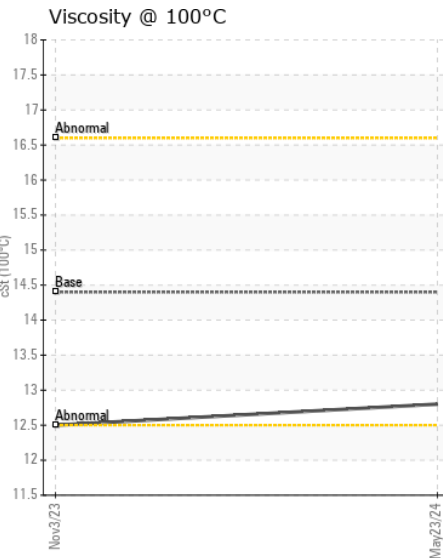
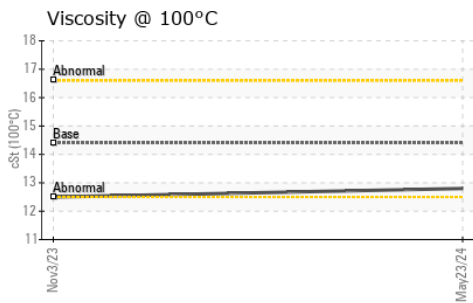
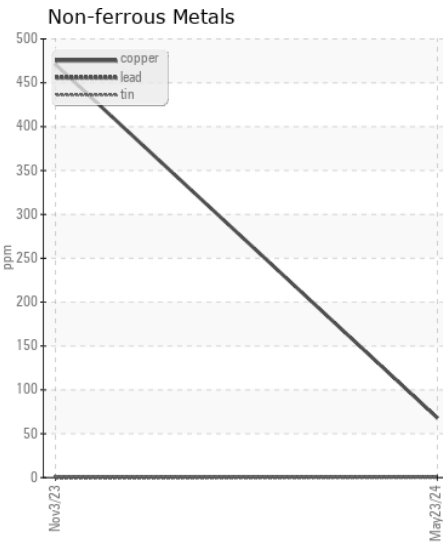
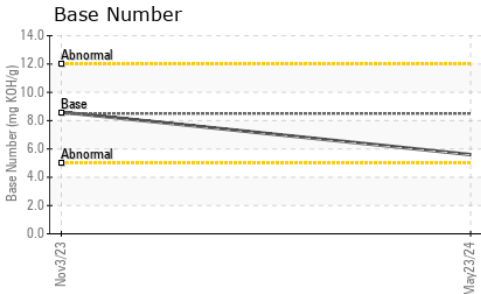
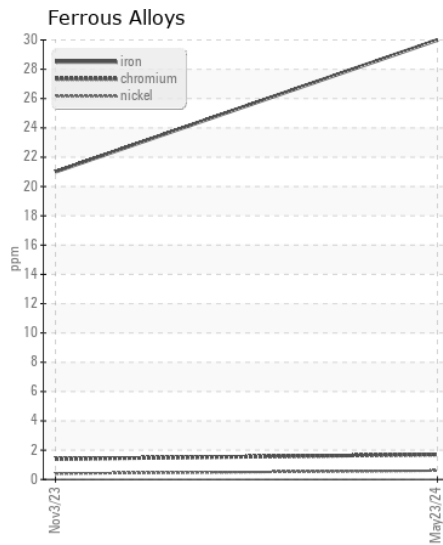
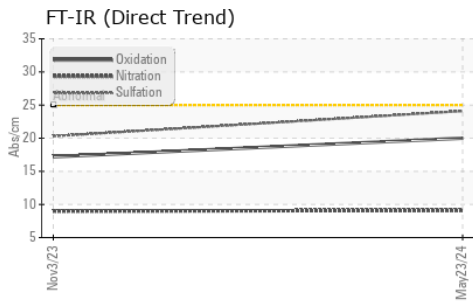
Elevated aluminum (Al) and/or lead (Pb) and potassium (K) levels in your metals analysis are likely a result of solder flux release into the lubricant and is common on new equipment/components. There is no indication of any contamination in the oil.

Silicon	ppm	ASTM D5185m	>25	8	4	---
Potassium	ppm	ASTM D5185m	>20	25	44	---
Fuel		WC Method	>5	<1.0	<1.0	---
Water		WC Method	>0.2	NEG	NEG	---
Glycol		WC Method		NEG	NEG	---
Soot %	%	*ASTM D7844	>3	0.6	0.4	---
Nitration	Abs/cm	*ASTM D7624	>20	9.1	9.0	---
Sulfation	Abs/.1mm	*ASTM D7415	>30	24.1	20.3	---
Silt	scalar	*Visual	NONE	NONE	NONE	---
Debris	scalar	*Visual	NONE	NONE	NONE	---
Sand/Dirt	scalar	*Visual	NONE	NONE	NONE	---
Appearance	scalar	*Visual	NORML	NORML	NORML	---
Odor	scalar	*Visual	NORML	NORML	NORML	---
Emulsified Water	scalar	*Visual	>0.2	NEG	NEG	---

FLUID CONDITION

The BN result indicates that there is suitable alkalinity remaining in the oil. The condition of the oil is suitable for further service.

Sodium	ppm	ASTM D5185m	>158	<1	1	---
Boron	ppm	ASTM D5185m	250	146	7	---
Barium	ppm	ASTM D5185m	10	0	0	---
Molybdenum	ppm	ASTM D5185m	100	95	62	---
Manganese	ppm	ASTM D5185m		1	1	---
Magnesium	ppm	ASTM D5185m	450	390	933	---
Calcium	ppm	ASTM D5185m	3000	1621	1134	---
Phosphorus	ppm	ASTM D5185m	1150	968	1041	---
Zinc	ppm	ASTM D5185m	1350	1323	1237	---
Sulfur	ppm	ASTM D5185m	4250	2936	2821	---
Oxidation	Abs/.1mm	*ASTM D7414	>25	20.0	17.2	---
Base Number (BN)	mg KOH/g	ASTM D2896	8.5	5.6	8.6	---
Visc @ 100°C	cSt	ASTM D445	14.4	12.8	12.5	---



Certificate L2367

Laboratory : WearCheck USA - 501 Madison Ave., Cary, NC 27513
Sample No. : WC0936290
Lab Number : 06190039
Unique Number : 11046791
Test Package : FLEET

Received : 23 May 2024
Tested : 25 May 2024
Diagnosed : 25 May 2024 - Wes Davis

SALEM NATIONALEASE CORPORATION
 198 PARK PLAZA DRIVE
 WINSTON SALEM, NC
 US 27105

Contact: Audrey Hopkins
 Audrey.Hopkins@salemcorp.com
 T: (336)767-9642

To discuss this sample report, contact Customer Service at 1-800-237-1369.

* - Denotes test methods that are outside of the ISO 17025 scope of accreditation.

Statements of conformity to specifications are based on the simple acceptance decision rule (JCGM 106:2012)

F: x: