



WEAR	NORMAL
CONTAMINATION	NORMAL
FLUID CONDITION	NORMAL

Machine Id
DT650
 Component
Diesel Engine
 Fluid
PETRO CANADA DURON SHP 10W30 (42 mls)

RECOMMENDATION

Resample at the next service interval to monitor.

Test	UOM	Method	Limit/Abn	Current	History1	History2
Sample Number		Client Info		PCA0127175	PCA0103237	PCA0080947
Sample Date		Client Info		17 May 2024	24 Aug 2023	25 Oct 2022
Machine Age	mls	Client Info		202757	173196	147774
Oil Age	mls	Client Info		29561	25422	55757
Filter Age	mls	Client Info		0	0	0
Oil Changed		Client Info		Changed	Changed	Changed
Filter Changed		Client Info		Changed	Changed	Changed
Sample Status				NORMAL	NORMAL	NORMAL

WEAR

All component wear rates are normal.

Iron	ppm	ASTM D5185m	>100	34	32	95
Chromium	ppm	ASTM D5185m	>20	2	2	3
Nickel	ppm	ASTM D5185m	>4	<1	<1	0
Titanium	ppm	ASTM D5185m		<1	0	<1
Silver	ppm	ASTM D5185m	>3	<1	0	0
Aluminum	ppm	ASTM D5185m	>20	4	5	8
Lead	ppm	ASTM D5185m	>40	<1	0	2
Copper	ppm	ASTM D5185m	>330	4	4	8
Tin	ppm	ASTM D5185m	>15	1	0	<1
Vanadium	ppm	ASTM D5185m		<1	0	0
White Metal	scalar	*Visual	NONE	NONE	NONE	NONE
Yellow Metal	scalar	*Visual	NONE	NONE	NONE	NONE

CONTAMINATION

There is no indication of any contamination in the oil.

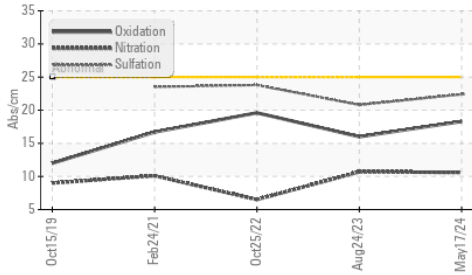
Silicon	ppm	ASTM D5185m	>25	11	10	10
Potassium	ppm	ASTM D5185m	>20	7	6	22
Fuel		WC Method	>2.0	<1.0	<1.0	<1.0
Water		WC Method	>0.2	NEG	NEG	NEG
Glycol		WC Method		NEG	NEG	NEG
Soot %	%	*ASTM D7844	>3	0.7	0.5	0.1
Nitration	Abs/cm	*ASTM D7624	>20	10.6	10.7	6.5
Sulfation	Abs/.1mm	*ASTM D7415	>30	22.4	20.8	23.8
Silt	scalar	*Visual	NONE	NONE	NONE	NONE
Debris	scalar	*Visual	NONE	NONE	NONE	NONE
Sand/Dirt	scalar	*Visual	NONE	NONE	NONE	NONE
Appearance	scalar	*Visual	NORML	NORML	NORML	NORML
Odor	scalar	*Visual	NORML	NORML	NORML	NORML
Emulsified Water	scalar	*Visual	>0.2	NEG	NEG	NEG

FLUID CONDITION

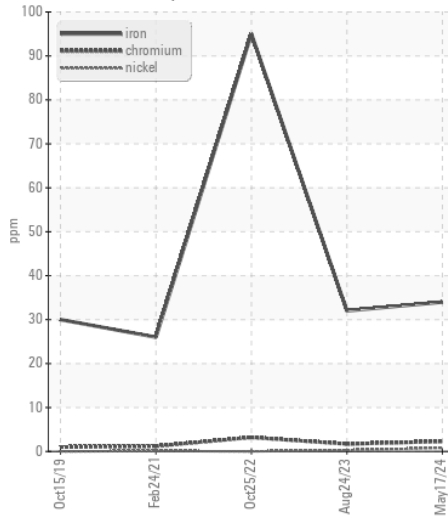
The BN result indicates that there is suitable alkalinity remaining in the oil. The condition of the oil is suitable for further service.

Sodium	ppm	ASTM D5185m		2	5	2
Boron	ppm	ASTM D5185m	2	2	24	1
Barium	ppm	ASTM D5185m	0	0	0	<1
Molybdenum	ppm	ASTM D5185m	50	72	97	62
Manganese	ppm	ASTM D5185m	0	2	5	2
Magnesium	ppm	ASTM D5185m	950	950	98	920
Calcium	ppm	ASTM D5185m	1050	1286	2424	1155
Phosphorus	ppm	ASTM D5185m	995	971	1164	990
Zinc	ppm	ASTM D5185m	1180	1345	1409	1257
Sulfur	ppm	ASTM D5185m	2600	3238	4689	2802
Oxidation	Abs/.1mm	*ASTM D7414	>25	18.3	16.0	19.6
Base Number (BN)	mg KOH/g	ASTM D2896		5.8	5.6	12.0
Visc @ 100°C	cSt	ASTM D445	12.00	11.7	14.3	11.8

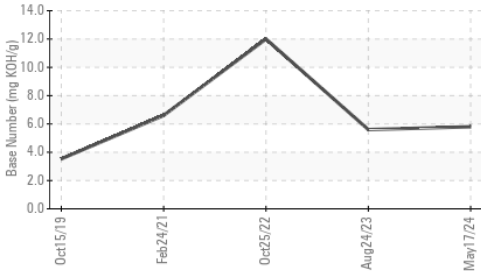
FT-IR (Direct Trend)



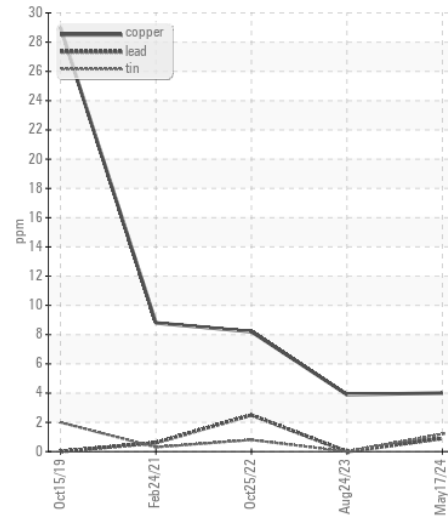
Ferrous Alloys



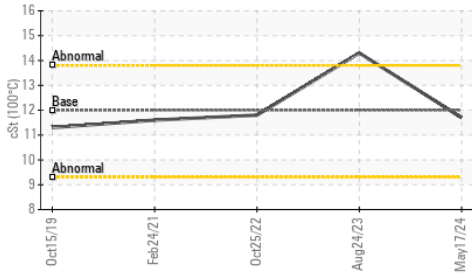
Base Number



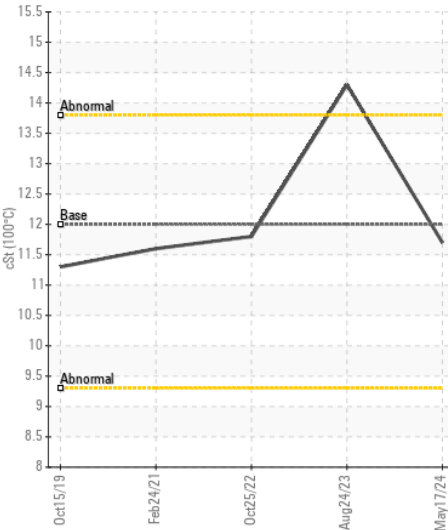
Non-ferrous Metals



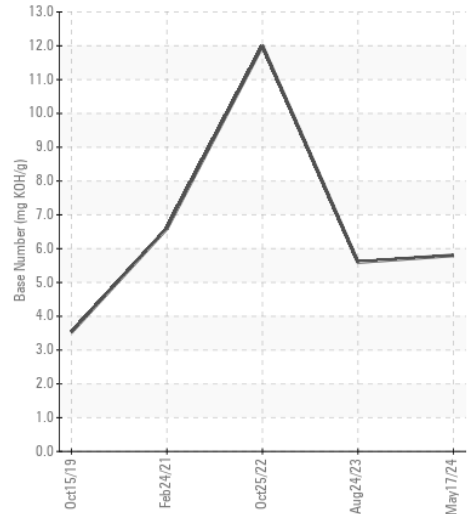
Viscosity @ 100°C



Viscosity @ 100°C



Base Number



Certificate L2367

Laboratory : WearCheck USA - 501 Madison Ave., Cary, NC 27513
Sample No. : PCA0127175
Lab Number : 06190057
Unique Number : 11046809
Test Package : FLEET

Received : 23 May 2024
Tested : 25 May 2024
Diagnosed : 25 May 2024 - Wes Davis

NW WHITE & CO - ANDERSON DIVISION
 2605 RIVER RD
 PIEDMONT, SC
 US 29673

Contact: James Threatt
 jthreatt@nwwhite.com

T: (864)918-4646

To discuss this sample report, contact Customer Service at 1-800-237-1369.

* - Denotes test methods that are outside of the ISO 17025 scope of accreditation.

Statements of conformity to specifications are based on the simple acceptance decision rule (JCGM 106:2012)

F: