



WEAR	NORMAL
CONTAMINATION	NORMAL
FLUID CONDITION	NORMAL

Area

(UA12956)

Machine Id

3586C

Component

Natural Gas Engine

Fluid

PETRO CANADA DURON GEO LD 15W40 (7 GAL)

RECOMMENDATION

Resample at the next service interval to monitor.

Test	UOM	Method	Limit/Abn	Current	History1	History2
Sample Number		Client Info		GFL0119096	GFL0060144	GFL0044020
Sample Date		Client Info		22 May 2024	12 Oct 2022	16 Feb 2022
Machine Age	hrs	Client Info		18862	18862	18862
Oil Age	hrs	Client Info		18862	20426	19034
Filter Age	hrs	Client Info		0	1392	584
Oil Changed		Client Info		N/A	Changed	Changed
Filter Changed		Client Info		N/A	Changed	Changed
Sample Status				NORMAL	SEVERE	NORMAL

WEAR

All component wear rates are normal.

Iron	ppm	ASTM D5185m	>50	8	34	14
Chromium	ppm	ASTM D5185m	>4	<1	▲ 5	1
Nickel	ppm	ASTM D5185m	>2	0	<1	<1
Titanium	ppm	ASTM D5185m		<1	<1	0
Silver	ppm	ASTM D5185m	>3	<1	0	0
Aluminum	ppm	ASTM D5185m	>9	2	▲ 16	4
Lead	ppm	ASTM D5185m	>30	<1	11	1
Copper	ppm	ASTM D5185m	>35	2	3	1
Tin	ppm	ASTM D5185m	>4	0	<1	<1
Vanadium	ppm	ASTM D5185m		<1	<1	0
White Metal	scalar	*Visual	NONE	NONE	NONE	NONE
Yellow Metal	scalar	*Visual	NONE	NONE	NONE	NONE

CONTAMINATION

There is no indication of any contamination in the oil.

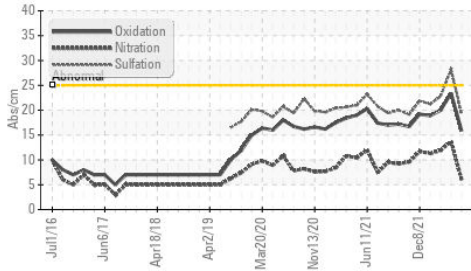
Silicon	ppm	ASTM D5185m	>+100	3	9	12
Potassium	ppm	ASTM D5185m	>20	2	1	<1
Water		WC Method	>0.1	NEG	NEG	NEG
Soot %	%	*ASTM D7844		0	0.1	0
Nitration	Abs/cm	*ASTM D7624	>20	6.1	13.7	11.9
Sulfation	Abs/.1mm	*ASTM D7415	>30	19.3	28.2	22.8
Silt	scalar	*Visual	NONE	NONE	NONE	NONE
Debris	scalar	*Visual	NONE	NONE	NONE	NONE
Sand/Dirt	scalar	*Visual	NONE	NONE	NONE	NONE
Appearance	scalar	*Visual	NORML	NORML	NORML	NORML
Odor	scalar	*Visual	NORML	NORML	NORML	NORML
Emulsified Water	scalar	*Visual	>0.1	NEG	NEG	NEG

FLUID CONDITION

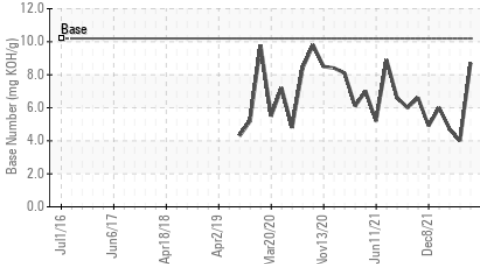
The BN result indicates that there is suitable alkalinity remaining in the oil. The condition of the oil is suitable for further service.

Sodium	ppm	ASTM D5185m		4	8	8
Boron	ppm	ASTM D5185m	50	51	0	8
Barium	ppm	ASTM D5185m	5	0	0	0
Molybdenum	ppm	ASTM D5185m	50	48	69	55
Manganese	ppm	ASTM D5185m	0	<1	1	<1
Magnesium	ppm	ASTM D5185m	560	572	671	570
Calcium	ppm	ASTM D5185m	1510	1577	1892	1687
Phosphorus	ppm	ASTM D5185m	780	840	786	704
Zinc	ppm	ASTM D5185m	870	962	1118	968
Sulfur	ppm	ASTM D5185m	2040	2973	2727	2164
Oxidation	Abs/.1mm	*ASTM D7414	>25	15.8	23.4	20.0
Base Number (BN)	mg KOH/g	ASTM D2896	10.2	8.7	4.0	4.7
Visc @ 100°C	cSt	ASTM D445	15.1	14.5	15.0	15.4

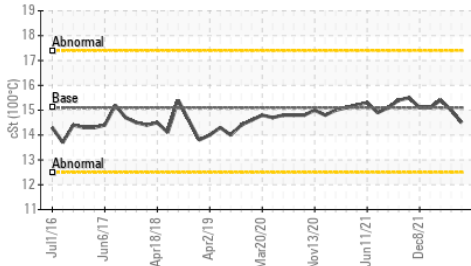
FT-IR (Direct Trend)



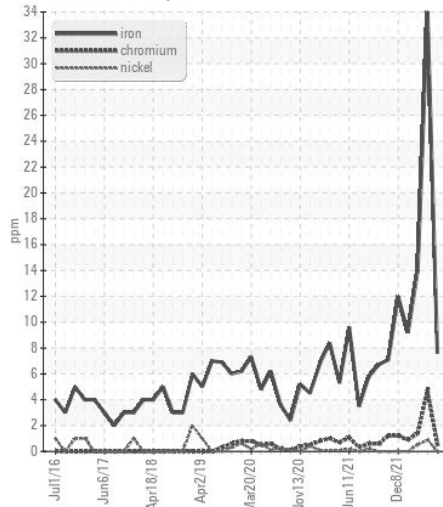
Base Number



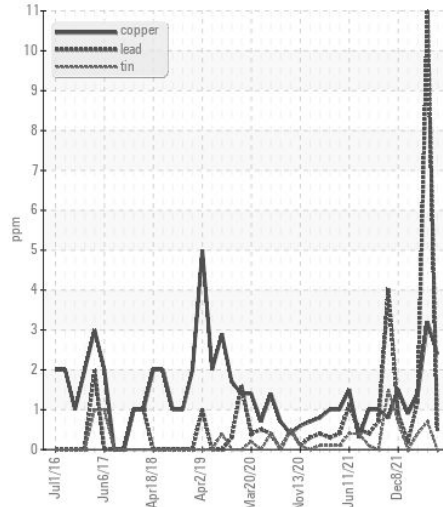
Viscosity @ 100°C



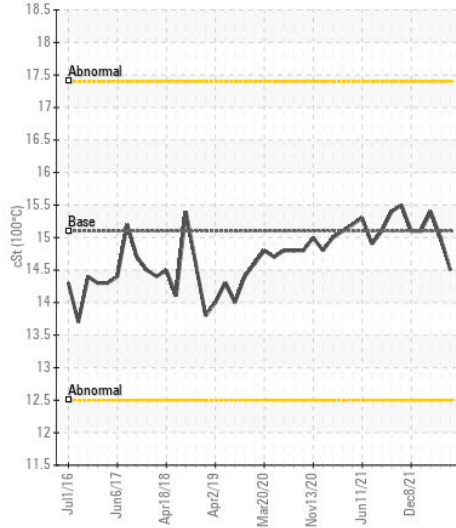
Ferrous Alloys



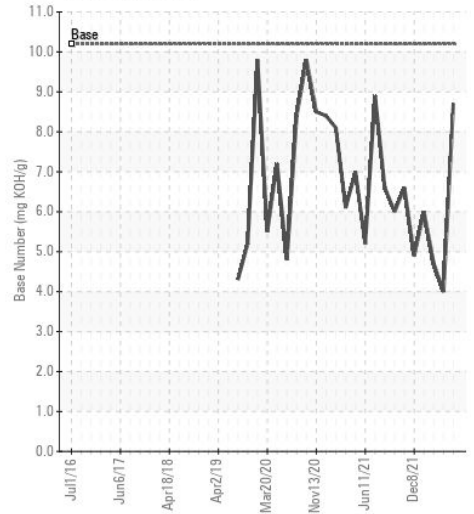
Non-ferrous Metals



Viscosity @ 100°C



Base Number



Certificate L2367

Laboratory : WearCheck USA - 501 Madison Ave., Cary, NC 27513
Sample No. : GFL0119096
Lab Number : 06191472
Unique Number : 11048224
Test Package : FLEET

Received : 24 May 2024
Tested : 29 May 2024
Diagnosed : 29 May 2024 - Wes Davis

GFL Environmental - 045 - Tidewater
 3821 Cook Blvd.
 Chesapeake, VA
 US 23323

Contact: ELVIN RODRIGUEZ
 elvinrodriguez@gflenv.com

To discuss this sample report, contact Customer Service at 1-800-237-1369.

* - Denotes test methods that are outside of the ISO 17025 scope of accreditation.

Statements of conformity to specifications are based on the simple acceptance decision rule (JCGM 106:2012)

T:
F: