



OIL ANALYSIS REPORT

WEAR	NORMAL
CONTAMINATION	NORMAL
FLUID CONDITION	NORMAL

Machine Id
18179
Component
Diesel Engine
Fluid
DIESEL ENGINE OIL SAE 15W40 (--- QTS)

RECOMMENDATION

Resample at the next service interval to monitor. Please specify the component make and model with your next sample. Please specify the brand, type, and viscosity of the oil on your next sample.

Test	UOM	Method	Limit/Abn	Current	History1	History2
Sample Number		Client Info		WC0928945	WC0742378	WC0742050
Sample Date		Client Info		18 Apr 2024	21 Jun 2023	09 Feb 2023
Machine Age	mls	Client Info		58579	42144	28648
Oil Age	mls	Client Info		0	0	12510
Filter Age	mls	Client Info		0	0	12510
Oil Changed		Client Info		Changed	Changed	Changed
Filter Changed		Client Info		Changed	Changed	Changed
Sample Status				NORMAL	NORMAL	NORMAL

WEAR

Metal levels are typical for a new component breaking in.

Iron	ppm	ASTM D5185m	>100	25	14	19
Chromium	ppm	ASTM D5185m	>20	1	2	2
Nickel	ppm	ASTM D5185m	>4	0	<1	0
Titanium	ppm	ASTM D5185m		0	0	0
Silver	ppm	ASTM D5185m	>3	<1	<1	0
Aluminum	ppm	ASTM D5185m	>20	12	15	34
Lead	ppm	ASTM D5185m	>40	0	0	0
Copper	ppm	ASTM D5185m	>330	8	20	27
Tin	ppm	ASTM D5185m	>15	<1	2	2
Vanadium	ppm	ASTM D5185m		0	0	0
White Metal	scalar	*Visual	NONE	NONE	NONE	NONE
Yellow Metal	scalar	*Visual	NONE	NONE	NONE	NONE

CONTAMINATION

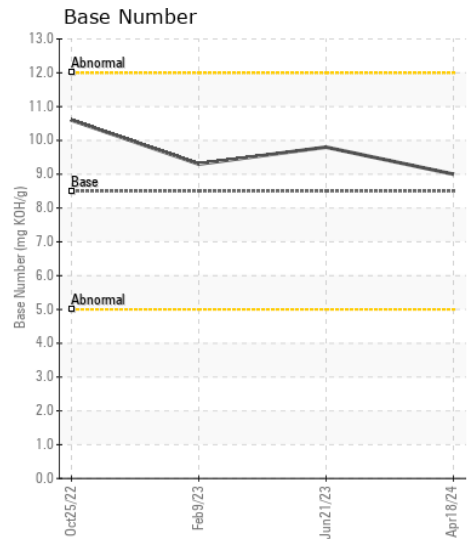
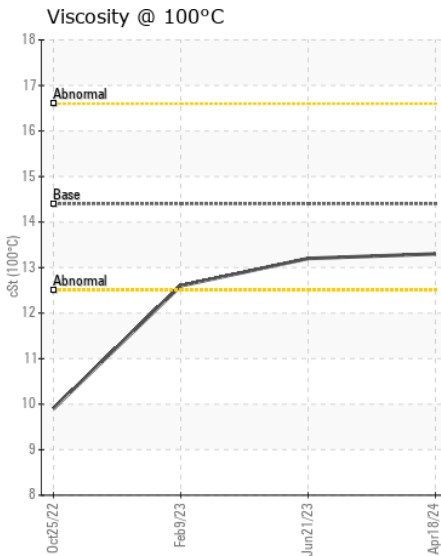
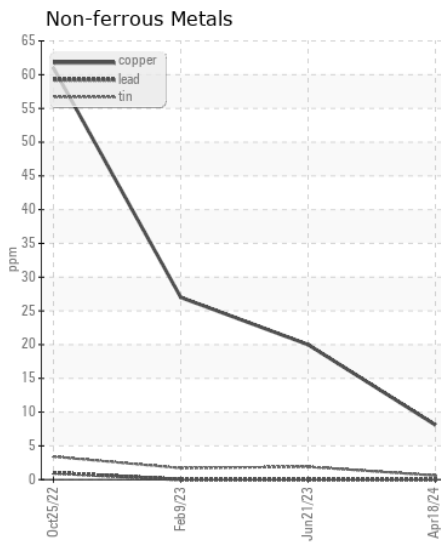
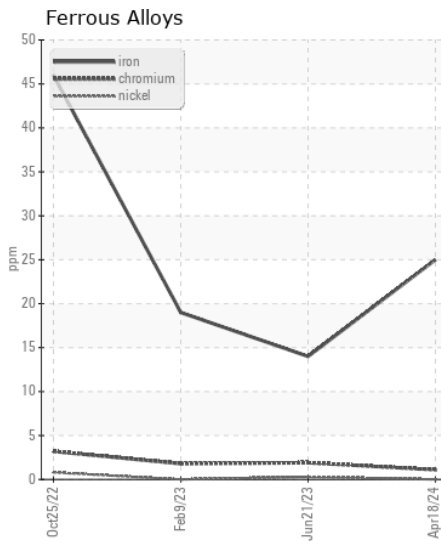
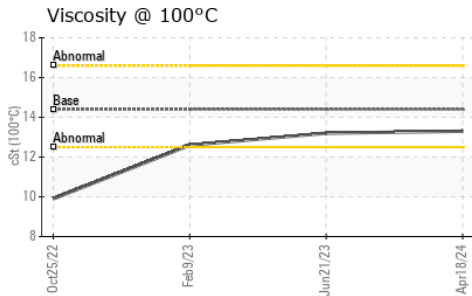
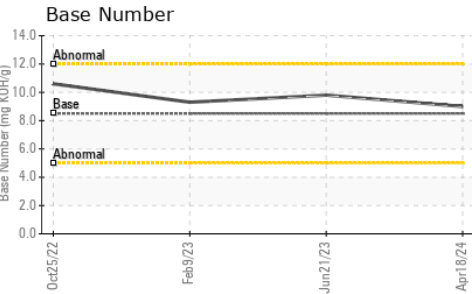
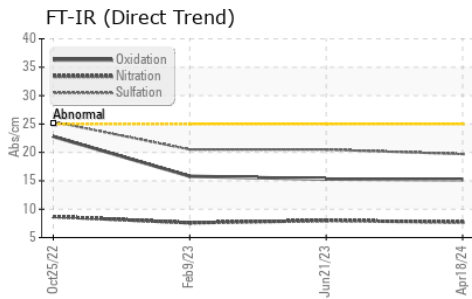
Elevated aluminum (Al) and/or lead (Pb) and potassium (K) levels in your metals analysis are likely a result of solder flux release into the lubricant and is common on new equipment/components. There is no indication of any contamination in the oil.

Silicon	ppm	ASTM D5185m	>25	5	6	6
Potassium	ppm	ASTM D5185m	>20	25	31	71
Fuel		WC Method	>5	<1.0	<1.0	<1.0
Water		WC Method	>0.2	NEG	NEG	NEG
Glycol		WC Method		NEG	NEG	NEG
Soot %	%	*ASTM D7844	>3	0.4	0.4	0.4
Nitration	Abs/cm	*ASTM D7624	>20	7.7	8.0	7.6
Sulfation	Abs/.1mm	*ASTM D7415	>30	19.7	20.5	20.5
Silt	scalar	*Visual	NONE	NONE	NONE	NONE
Debris	scalar	*Visual	NONE	NONE	NONE	NONE
Sand/Dirt	scalar	*Visual	NONE	NONE	NONE	NONE
Appearance	scalar	*Visual	NORML	NORML	NORML	NORML
Odor	scalar	*Visual	NORML	NORML	NORML	NORML
Emulsified Water	scalar	*Visual	>0.2	NEG	NEG	NEG

FLUID CONDITION

The BN result indicates that there is suitable alkalinity remaining in the oil. The condition of the oil is suitable for further service.

Sodium	ppm	ASTM D5185m	>158	1	2	2
Boron	ppm	ASTM D5185m	250	9	7	8
Barium	ppm	ASTM D5185m	10	0	0	0
Molybdenum	ppm	ASTM D5185m	100	65	68	60
Manganese	ppm	ASTM D5185m		1	1	1
Magnesium	ppm	ASTM D5185m	450	1006	1094	835
Calcium	ppm	ASTM D5185m	3000	1118	1286	1172
Phosphorus	ppm	ASTM D5185m	1150	1090	1174	957
Zinc	ppm	ASTM D5185m	1350	1308	1434	1154
Sulfur	ppm	ASTM D5185m	4250	3689	4421	2766
Oxidation	Abs/.1mm	*ASTM D7414	>25	15.2	15.3	15.8
Base Number (BN)	mg KOH/g	ASTM D2896	8.5	9.0	9.8	9.3
Visc @ 100°C	cSt	ASTM D445	14.4	13.3	13.2	12.6



Certificate L2367

Laboratory : WearCheck USA - 501 Madison Ave., Cary, NC 27513
Sample No. : WC0928945 **Received** : 24 May 2024
Lab Number : 06191634 **Tested** : 29 May 2024
Unique Number : 11048386 **Diagnosed** : 29 May 2024 - Wes Davis
Test Package : FLEET

SALEM NATIONALEASE CORPORATION
 198 PARK PLAZA DRIVE
 WINSTON SALEM, NC
 US 27105
 Contact: Audrey Hopkins
 Audrey.Hopkins@salemcorp.com
 T: (336)767-9642
 F: x:

To discuss this sample report, contact Customer Service at 1-800-237-1369.

* - Denotes test methods that are outside of the ISO 17025 scope of accreditation.

Statements of conformity to specifications are based on the simple acceptance decision rule (JCGM 106:2012)