



WEAR	NORMAL
CONTAMINATION	NORMAL
FLUID CONDITION	NORMAL

Machine Id
EMD MAGNOLIA
Component
Port Main Engine
Fluid
CHEVRON DELO 710 LE (200 GAL)

RECOMMENDATION

Resample at the next service interval to monitor.

Test	UOM	Method	Limit/Abn	Current	History1	History2
Sample Number		Client Info		MW0061847	MW0061842	MW0061938
Sample Date		Client Info		15 May 2024	01 Jan 2024	24 Nov 2023
Machine Age	hrs	Client Info		6693	5751	5258
Oil Age	hrs	Client Info		357	2226	2408
Filter Age	hrs	Client Info		357	850	1008
Oil Changed		Client Info		Not Changd	Not Changd	Not Changd
Filter Changed		Client Info		Not Changd	Not Changd	Not Changd
Sample Status				NORMAL	NORMAL	NORMAL

WEAR

All component wear rates are normal.

Iron	ppm	ASTM D5185m	>75	6	7	7
Chromium	ppm	ASTM D5185m	>8	0	<1	<1
Nickel	ppm	ASTM D5185m	>2	0	<1	<1
Titanium	ppm	ASTM D5185m	>3	0	<1	<1
Silver	ppm	ASTM D5185m	>2	0	<1	0
Aluminum	ppm	ASTM D5185m	>15	2	2	3
Lead	ppm	ASTM D5185m	>18	<1	4	1
Copper	ppm	ASTM D5185m	>80	7	5	6
Tin	ppm	ASTM D5185m	>14	4	6	5
Vanadium	ppm	ASTM D5185m		0	<1	0
White Metal	scalar	*Visual	NONE	NONE	NONE	NONE
Yellow Metal	scalar	*Visual	NONE	NONE	NONE	NONE

CONTAMINATION

There is no indication of any contamination in the oil.

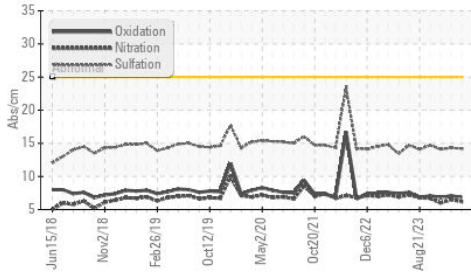
Silicon	ppm	ASTM D5185m	>20	3	3	3
Potassium	ppm	ASTM D5185m	>20	<1	2	2
Fuel		WC Method	>4.0	<1.0	<1.0	<1.0
Water		WC Method	>0.1	NEG	NEG	NEG
Glycol		WC Method		NEG	NEG	NEG
Soot %	%	*ASTM D7844	>3	0.2	0.2	0.2
Nitration	Abs/cm	*ASTM D7624	>20	6.2	6.5	6.0
Sulfation	Abs/.1mm	*ASTM D7415	>30	14.2	14.3	14.1
Silt	scalar	*Visual	NONE	NONE	NONE	NONE
Debris	scalar	*Visual	NONE	NONE	NONE	NONE
Sand/Dirt	scalar	*Visual	NONE	NONE	NONE	NONE
Appearance	scalar	*Visual	NORML	NORML	NORML	NORML
Odor	scalar	*Visual	NORML	NORML	NORML	NORML
Emulsified Water	scalar	*Visual	>0.1	NEG	NEG	NEG

FLUID CONDITION

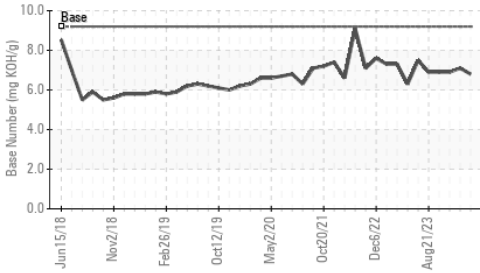
The BN result indicates that there is suitable alkalinity remaining in the oil. The condition of the oil is suitable for further service.

Sodium	ppm	ASTM D5185m	>75	4	3	0
Boron	ppm	ASTM D5185m		49	35	42
Barium	ppm	ASTM D5185m		0	0	9
Molybdenum	ppm	ASTM D5185m		42	39	44
Manganese	ppm	ASTM D5185m		<1	<1	0
Magnesium	ppm	ASTM D5185m		38	29	10
Calcium	ppm	ASTM D5185m		3301	3428	3348
Phosphorus	ppm	ASTM D5185m		24	14	25
Zinc	ppm	ASTM D5185m	10	21	15	0
Sulfur	ppm	ASTM D5185m		2370	2641	2248
Oxidation	Abs/.1mm	*ASTM D7414	>25	6.8	7.1	6.8
Base Number (BN)	mg KOH/g	ASTM D2896	9.2	6.8	7.1	6.9
Visc @ 100°C	cSt	ASTM D445	15.5	14.7	14.6	14.6

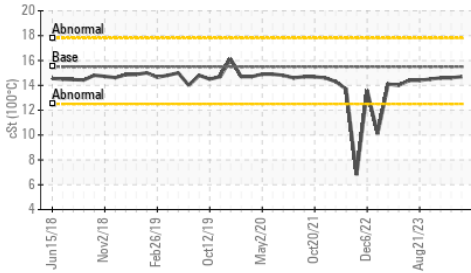
FT-IR (Direct Trend)



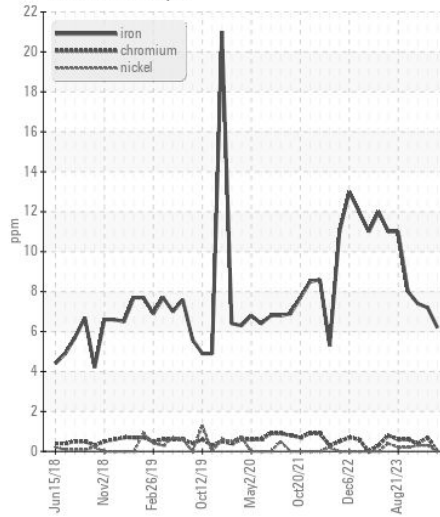
Base Number



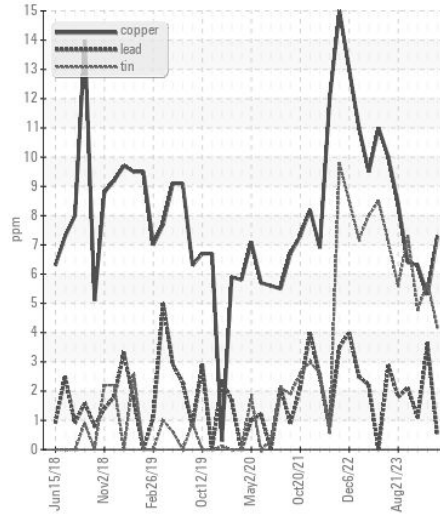
Viscosity @ 100°C



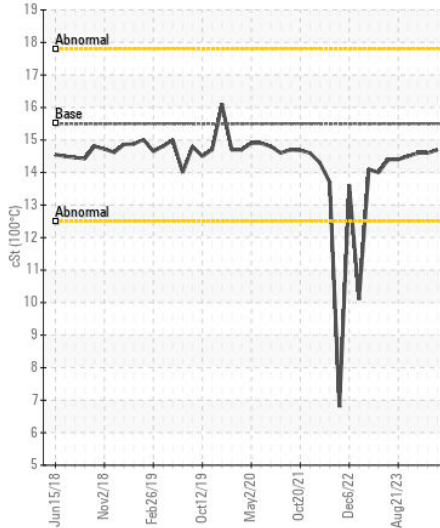
Ferrous Alloys



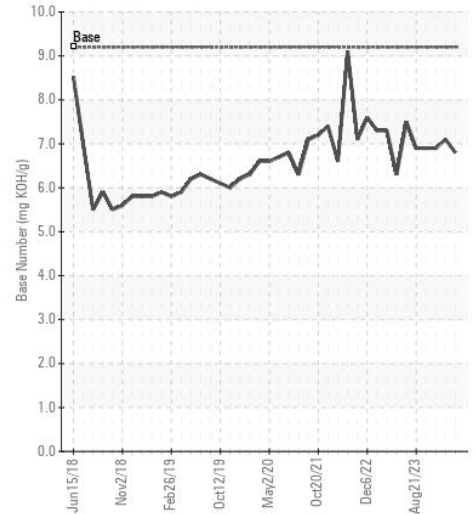
Non-ferrous Metals



Viscosity @ 100°C



Base Number



Certificate L2367

Laboratory : WearCheck USA - 501 Madison Ave., Cary, NC 27513
Sample No. : MW0061847
Lab Number : 06191718
Unique Number : 11048470
Test Package : MAR 2

Received : 24 May 2024
Tested : 29 May 2024
Diagnosed : 29 May 2024 - Wes Davis

MAGNOLIA MARINE TRANSPORT
 697 HAINING ROAD
 VICKSBURG, MS
 US 39183
 Contact: MMT MAINTENANCE PLANNERS
 mmtmaintenanceplanners@ergon.com

To discuss this sample report, contact Customer Service at 1-800-237-1369.

* - Denotes test methods that are outside of the ISO 17025 scope of accreditation.

Statements of conformity to specifications are based on the simple acceptance decision rule (JCGM 106:2012)

T: x:
 F: (601)638-8028