



WEAR **NORMAL**

CONTAMINATION **NORMAL**

FLUID CONDITION **NORMAL**

OIL ANALYSIS REPORT

Area
(KSG00365)

Machine Id
PETERBILT 8464578

Component
Diesel Engine

Fluid
MOBIL DELVAC ELITE 15W40 (--- GAL)

RECOMMENDATION

Resample at the next service interval to monitor.

Test	UOM	Method	Limit/Abn	Current	History1	History2
Sample Number		Client Info		RPL0020379	RPL0017968	RPL0016838
Sample Date		Client Info		16 May 2024	28 Feb 2024	13 Dec 2023
Machine Age	mls	Client Info		318543	294582	268689
Oil Age	mls	Client Info		129188	25893	18777
Filter Age	mls	Client Info		129188	0	18777
Oil Changed		Client Info		Not Changd	Changed	Not Changd
Filter Changed		Client Info		Not Changd	Changed	Not Changd
Sample Status				NORMAL	ABNORMAL	NORMAL

WEAR

All component wear rates are normal.

Iron	ppm	ASTM D5185m	>100	7	30	10
Chromium	ppm	ASTM D5185m	>20	<1	<1	<1
Nickel	ppm	ASTM D5185m	>4	<1	<1	0
Titanium	ppm	ASTM D5185m		<1	<1	0
Silver	ppm	ASTM D5185m	>3	1	0	0
Aluminum	ppm	ASTM D5185m	>20	2	6	2
Lead	ppm	ASTM D5185m	>40	<1	0	0
Copper	ppm	ASTM D5185m	>330	1	2	<1
Tin	ppm	ASTM D5185m	>15	<1	<1	0
Vanadium	ppm	ASTM D5185m		<1	0	0
White Metal	scalar	*Visual	NONE	NONE	NONE	NONE
Yellow Metal	scalar	*Visual	NONE	NONE	NONE	NONE

CONTAMINATION

There is no indication of any contamination in the oil.

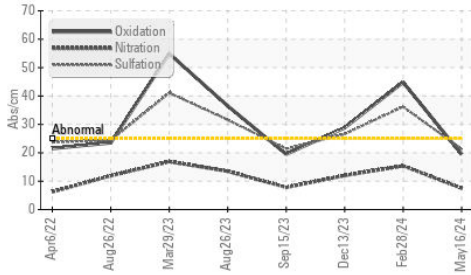
Silicon	ppm	ASTM D5185m	>25	5	10	4
Potassium	ppm	ASTM D5185m	>20	3	5	2
Fuel		WC Method	>5	<1.0	<1.0	<1.0
Water		WC Method	>0.2	NEG	NEG	NEG
Glycol		WC Method		NEG	NEG	NEG
Soot %	%	*ASTM D7844	>3	0.1	0.3	0.2
Nitration	Abs/cm	*ASTM D7624	>20	7.5	15.4	12.0
Sulfation	Abs/.1mm	*ASTM D7415	>30	21.3	36.2	26.6
Silt	scalar	*Visual	NONE	NONE	NONE	NONE
Debris	scalar	*Visual	NONE	NONE	NONE	NONE
Sand/Dirt	scalar	*Visual	NONE	NONE	NONE	NONE
Appearance	scalar	*Visual	NORML	NORML	NORML	NORML
Odor	scalar	*Visual	NORML	NORML	NORML	NORML
Emulsified Water	scalar	*Visual	>0.2	NEG	NEG	NEG

FLUID CONDITION

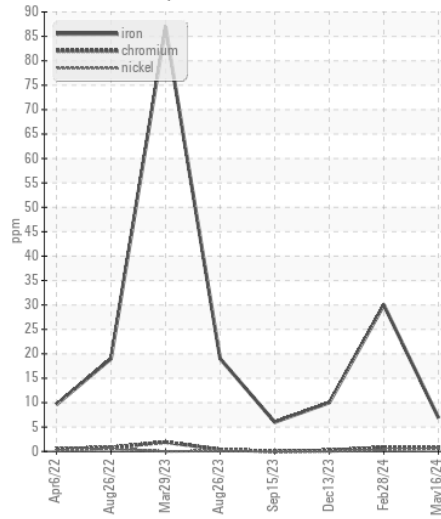
The BN result indicates that there is suitable alkalinity remaining in the oil. The condition of the oil is suitable for further service.

Sodium	ppm	ASTM D5185m		2	4	<1
Boron	ppm	ASTM D5185m		2	2	<1
Barium	ppm	ASTM D5185m		<1	0	0
Molybdenum	ppm	ASTM D5185m		62	75	59
Manganese	ppm	ASTM D5185m		<1	<1	0
Magnesium	ppm	ASTM D5185m		983	1123	904
Calcium	ppm	ASTM D5185m		1081	1258	1014
Phosphorus	ppm	ASTM D5185m		1053	1172	842
Zinc	ppm	ASTM D5185m		1247	1481	1157
Sulfur	ppm	ASTM D5185m		3344	3118	2847
Oxidation	Abs/.1mm	*ASTM D7414	>25	19.5	44.8	28.8
Base Number (BN)	mg KOH/g	ASTM D2896	10.7	8.5	▲ 2.4	5.0
Visc @ 100°C	cSt	ASTM D445	15.2	12.5	12.4	12.7

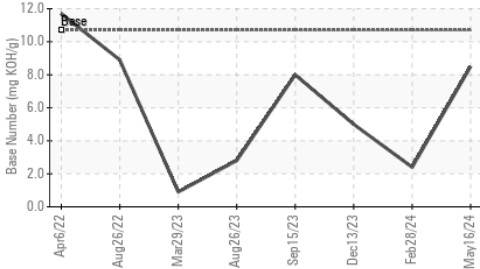
FT-IR (Direct Trend)



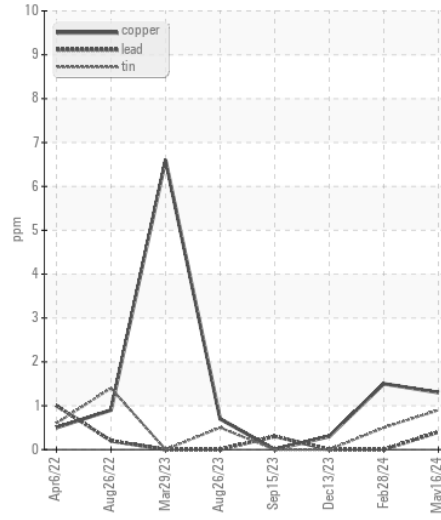
Ferrous Alloys



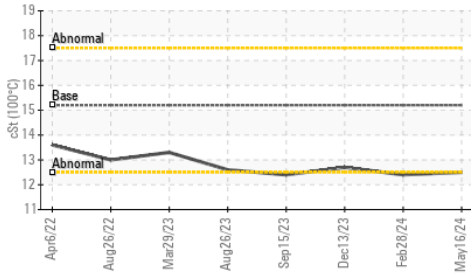
Base Number



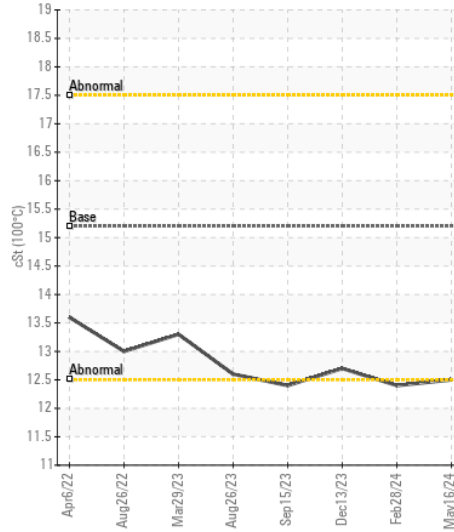
Non-ferrous Metals



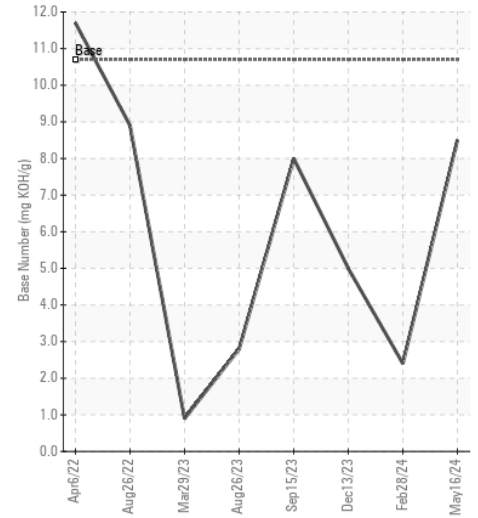
Viscosity @ 100°C



Viscosity @ 100°C



Base Number



Certificate L2367

Laboratory : WearCheck USA - 501 Madison Ave., Cary, NC 27513
Sample No. : RPL0020379
Lab Number : 06191920
Unique Number : 11048672
Test Package : FLEET

Received : 28 May 2024
Tested : 29 May 2024
Diagnosed : 29 May 2024 - Wes Davis

RTL PACLEASE - 7006 - Pico Rivera
 7837 Telegraph Rd
 Pico Rivera, CA
 US 90660
 Contact: GERARDO CARROLA
 carrolag@rushenterprises.com

To discuss this sample report, contact Customer Service at 1-800-237-1369.

* - Denotes test methods that are outside of the ISO 17025 scope of accreditation.

Statements of conformity to specifications are based on the simple acceptance decision rule (JCGM 106:2012)

T:
F: