



OIL ANALYSIS REPORT

WEAR	NORMAL
CONTAMINATION	NORMAL
FLUID CONDITION	NORMAL



Area
Store 2 - Beaver
Machine Id
JOHN DEERE 650J CD19 (S/N T0650JX146606)
Component
Diesel Engine
Fluid
SHELL ROTELLA T 15W40 (4 GAL)

RECOMMENDATION

Resample at the next service interval to monitor.

Test	UOM	Method	Limit/Abn	Current	History1	History2
Sample Number		Client Info		LEC0048090	LECP181842	LECP106128
Sample Date		Client Info		20 May 2024	13 Jun 2018	20 Oct 2009
Machine Age	hrs	Client Info		3702	3184	1312
Oil Age	hrs	Client Info		518	450	633
Filter Age	hrs	Client Info		518	450	633
Oil Changed		Client Info		Changed	Changed	Changed
Filter Changed		Client Info		Changed	Changed	Changed
Sample Status				NORMAL	NORMAL	ABNORMAL

WEAR

All component wear rates are normal.

Iron	ppm	ASTM D5185m	>51	50	38	56
Chromium	ppm	ASTM D5185m	>11	2	<1	2
Nickel	ppm	ASTM D5185m	>5	2	<1	<1
Titanium	ppm	ASTM D5185m		<1	0	0
Silver	ppm	ASTM D5185m	>3	1	0	0
Aluminum	ppm	ASTM D5185m	>31	5	3	8
Lead	ppm	ASTM D5185m	>26	3	4	4
Copper	ppm	ASTM D5185m	>26	3	2	▲ 80
Tin	ppm	ASTM D5185m	>4	1	0	0
Vanadium	ppm	ASTM D5185m		<1	0	<1
White Metal	scalar	*Visual	NONE	NONE	NONE	NONE
Yellow Metal	scalar	*Visual	NONE	NONE	NONE	NONE

CONTAMINATION

There is no indication of any contamination in the oil.

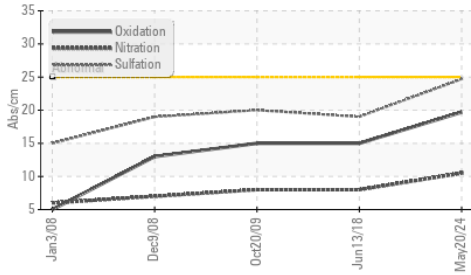
Silicon	ppm	ASTM D5185m	>120	7	3	5
Potassium	ppm	ASTM D5185m	>20	10	8	2
Fuel		WC Method	>2.1	<1.0	<1.0	<1.0
Water		WC Method	>0.21	NEG	NEG	NEG
Glycol		WC Method		NEG	NEG	NEG
Soot %	%	*ASTM D7844	>3	0.8	0.4	0.3
Nitration	Abs/cm	*ASTM D7624	>20	10.5	8.	8.
Sulfation	Abs/.1mm	*ASTM D7415	>30	24.7	19.	20.
Silt	scalar	*Visual	NONE	NONE	NONE	NONE
Debris	scalar	*Visual	NONE	NONE	NONE	NONE
Sand/Dirt	scalar	*Visual	NONE	NONE	NONE	NONE
Appearance	scalar	*Visual	NORML	NORML	NORML	NORML
Odor	scalar	*Visual	NORML	NORML	NORML	NORML
Emulsified Water	scalar	*Visual	>0.21	NEG	NEG	NEG

FLUID CONDITION

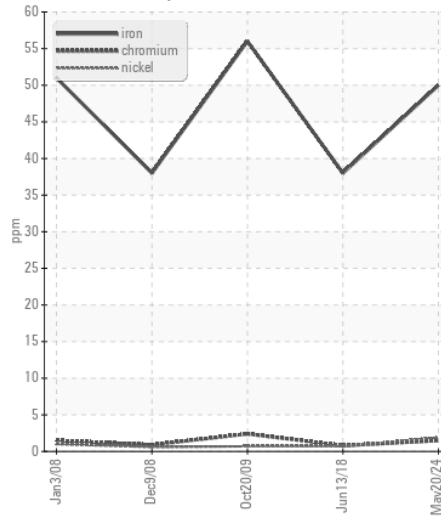
The BN result indicates that there is suitable alkalinity remaining in the oil. The condition of the oil is suitable for further service.

Sodium	ppm	ASTM D5185m	>31	3	5	3
Boron	ppm	ASTM D5185m	316	150	38	59
Barium	ppm	ASTM D5185m	0.0	<1	0	0
Molybdenum	ppm	ASTM D5185m	1.2	7	3	83
Manganese	ppm	ASTM D5185m		1	<1	<1
Magnesium	ppm	ASTM D5185m	24	27	8	102
Calcium	ppm	ASTM D5185m	2292	2419	2502	3816
Phosphorus	ppm	ASTM D5185m	1064	1044	890	1276
Zinc	ppm	ASTM D5185m	1160	1288	1125	1586
Sulfur	ppm	ASTM D5185m	4996	3653	3126	4708
Oxidation	Abs/.1mm	*ASTM D7414	>25	19.7	15.	15.
Base Number (BN)	mg KOH/g	ASTM D2896	10.1	6.4	8.63	10.05
Visc @ 100°C	cSt	ASTM D445	15.7	15.6	15.96	▲ 16.69

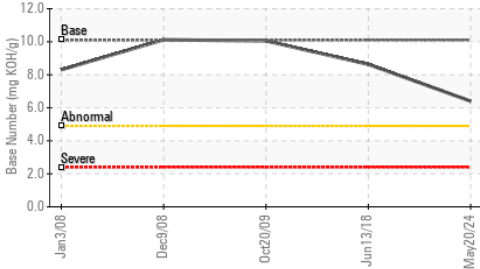
FT-IR (Direct Trend)



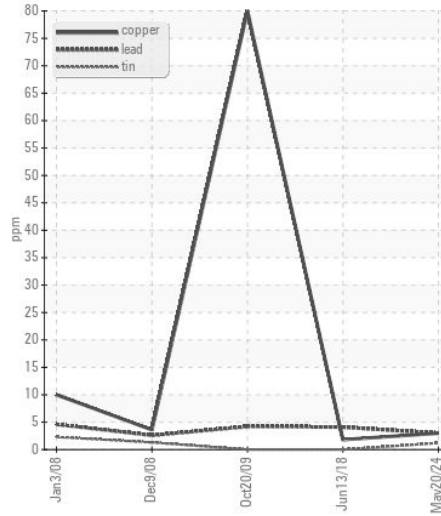
Ferrous Alloys



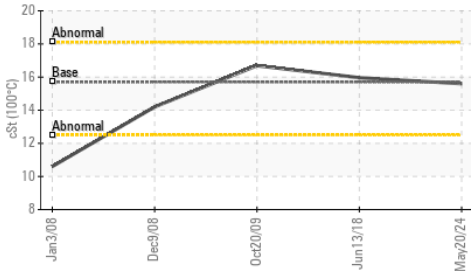
Base Number



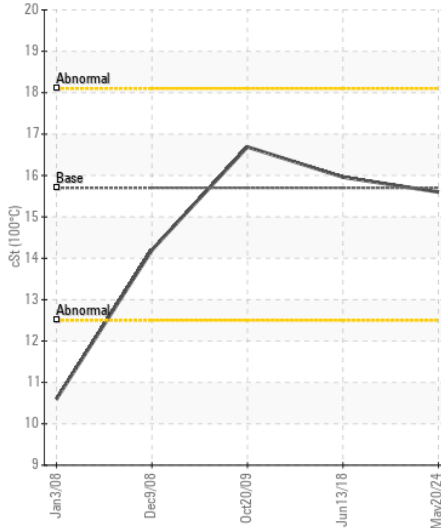
Non-ferrous Metals



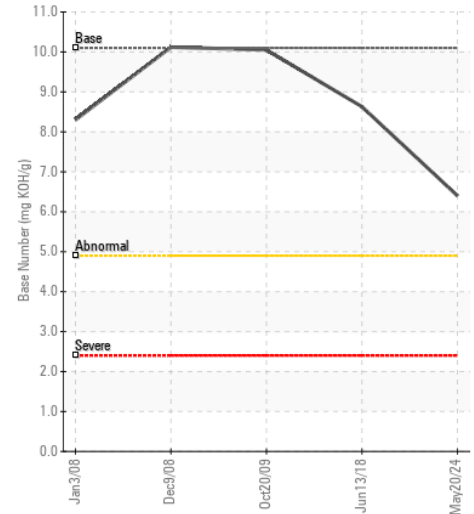
Viscosity @ 100°C



Viscosity @ 100°C



Base Number



Certificate L2367

Laboratory : WearCheck USA - 501 Madison Ave., Cary, NC 27513
Sample No. : LEC0048090 **Received** : 28 May 2024
Lab Number : 06191963 **Tested** : 29 May 2024
Unique Number : 11048715 **Diagnosed** : 29 May 2024 - Wes Davis
Test Package : CONST (Additional Tests: TBN)

C. J. HUGHES CONSTRUCTION
 PO BOX 7305
 HUNTINGTON, WV
 US 25776
 Contact: DEWEY SHEPPARD
 dsheppard@cjhughes.com
 T: (304)522-3868
 F: (304)743-5449

To discuss this sample report, contact Customer Service at 1-800-237-1369.

* - Denotes test methods that are outside of the ISO 17025 scope of accreditation.

Statements of conformity to specifications are based on the simple acceptance decision rule (JCGM 106:2012)