



WEAR	NORMAL
CONTAMINATION	NORMAL
FLUID CONDITION	NORMAL

Machine Id
223168 []
 Component
Diesel Engine
 Fluid
DIESEL ENGINE OIL SAE 10W30 (--- QTS)

RECOMMENDATION

Resample at the next service interval to monitor.

Test	UOM	Method	Limit/Abn	Current	History1	History2
Sample Number		Client Info		PCA0101221	PCA0098810	PCA0101230
Sample Date		Client Info		04 May 2024	21 Mar 2024	01 Feb 2024
Machine Age	mls	Client Info		96160	63888	33411
Oil Age	mls	Client Info		0	0	0
Filter Age	mls	Client Info		0	0	0
Oil Changed		Client Info		Changed	Changed	Changed
Filter Changed		Client Info		Changed	Changed	Changed
Sample Status				NORMAL	NORMAL	ABNORMAL

WEAR

All component wear rates are normal.

Iron	ppm	ASTM D5185m	>100	17	25	43
Chromium	ppm	ASTM D5185m	>20	1	<1	1
Nickel	ppm	ASTM D5185m	>4	<1	0	1
Titanium	ppm	ASTM D5185m		2	<1	<1
Silver	ppm	ASTM D5185m	>3	2	0	<1
Aluminum	ppm	ASTM D5185m	>20	10	17	37
Lead	ppm	ASTM D5185m	>40	<1	0	<1
Copper	ppm	ASTM D5185m	>330	100	108	300
Tin	ppm	ASTM D5185m	>15	2	2	5
Vanadium	ppm	ASTM D5185m		<1	0	<1
White Metal	scalar	*Visual	NONE	NONE	NONE	NONE
Yellow Metal	scalar	*Visual	NONE	NONE	NONE	NONE

CONTAMINATION

There is no indication of any contamination in the oil.

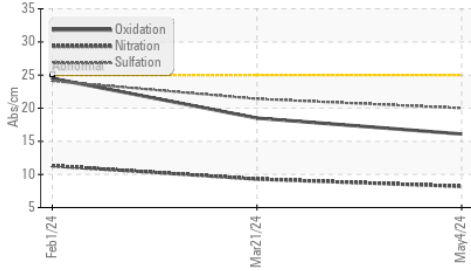
Silicon	ppm	ASTM D5185m	>25	6	17	76
Potassium	ppm	ASTM D5185m	>20	22	36	91
Fuel		WC Method	>5	<1.0	<1.0	<1.0
Water		WC Method	>0.2	NEG	NEG	NEG
Glycol		WC Method		NEG	NEG	NEG
Soot %	%	*ASTM D7844	>3	0.4	0.5	0.4
Nitration	Abs/cm	*ASTM D7624	>20	8.2	9.3	11.3
Sulfation	Abs/.1mm	*ASTM D7415	>30	20.0	21.4	24.1
Silt	scalar	*Visual	NONE	NONE	NONE	NONE
Debris	scalar	*Visual	NONE	NONE	NONE	NONE
Sand/Dirt	scalar	*Visual	NONE	NONE	NONE	NONE
Appearance	scalar	*Visual	NORML	NORML	NORML	NORML
Odor	scalar	*Visual	NORML	NORML	NORML	NORML
Emulsified Water	scalar	*Visual	>0.2	NEG	NEG	NEG

FLUID CONDITION

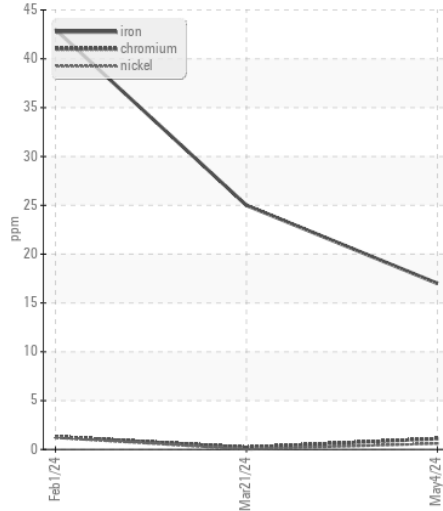
The BN result indicates that there is suitable alkalinity remaining in the oil. The condition of the oil is acceptable for the time in service.

Sodium	ppm	ASTM D5185m		<1	1	3
Boron	ppm	ASTM D5185m	250	6	17	110
Barium	ppm	ASTM D5185m	10	1	0	1
Molybdenum	ppm	ASTM D5185m	100	62	75	126
Manganese	ppm	ASTM D5185m		<1	2	4
Magnesium	ppm	ASTM D5185m	450	952	904	680
Calcium	ppm	ASTM D5185m	3000	1113	1219	1346
Phosphorus	ppm	ASTM D5185m	1150	1035	882	724
Zinc	ppm	ASTM D5185m	1350	1256	1164	836
Sulfur	ppm	ASTM D5185m	4250	2710	2562	2157
Oxidation	Abs/.1mm	*ASTM D7414	>25	16.1	18.5	24.5
Base Number (BN)	mg KOH/g	ASTM D2896	8.5	7.7	6.5	6.4
Visc @ 100°C	cSt	ASTM D445	10.9	11.5	11.3	10.0

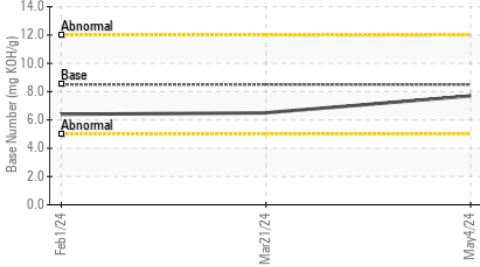
FT-IR (Direct Trend)



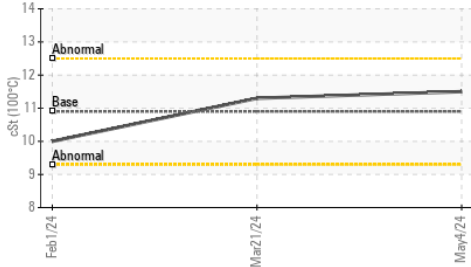
Ferrous Alloys



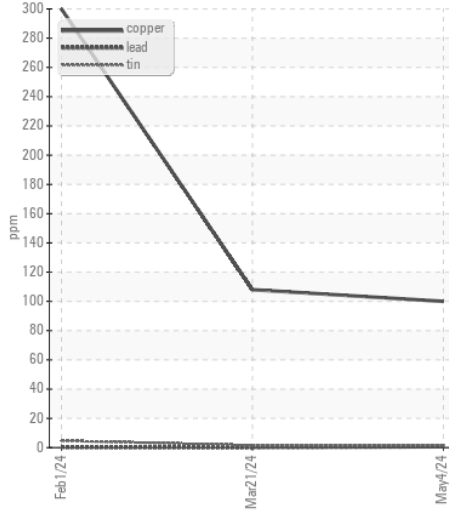
Base Number



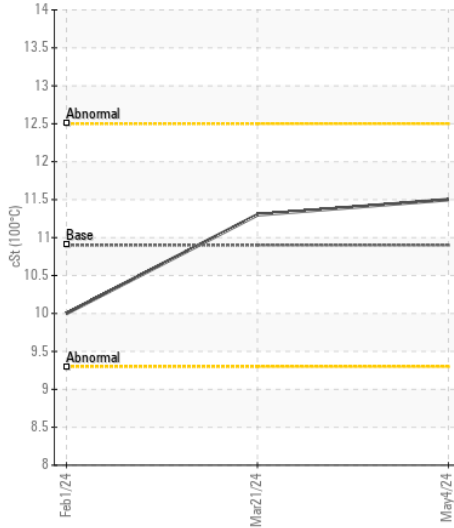
Viscosity @ 100°C



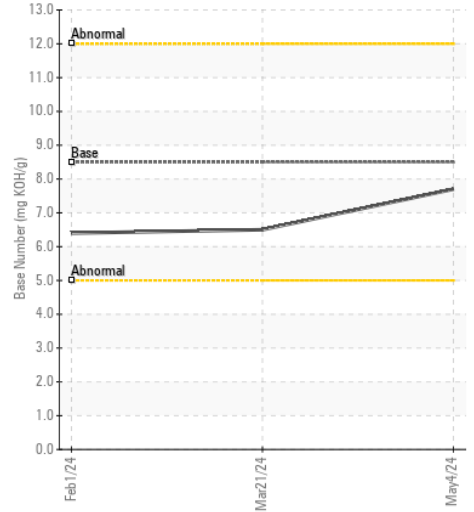
Non-ferrous Metals



Viscosity @ 100°C



Base Number



Certificate L2367

Laboratory : WearCheck USA - 501 Madison Ave., Cary, NC 27513
Sample No. : PCA0101221 **Received** : 28 May 2024
Lab Number : 06192047 **Tested** : 29 May 2024
Unique Number : 11048799 **Diagnosed** : 30 May 2024 - Sean Felton
Test Package : FLEET

McLane Company - High Plains - 600HP
 1717 East Loop 289
 LUBBOCK, TX
 US 79403
 Contact: RITA GARCIA
 rita.garcia@mcLANECO.com
 T: (806)766-2902
 F:

To discuss this sample report, contact Customer Service at 1-800-237-1369.

* - Denotes test methods that are outside of the ISO 17025 scope of accreditation.

Statements of conformity to specifications are based on the simple acceptance decision rule (JCGM 106:2012)