



Machine Id
MITSUBISHI MV WILLIAM B
Component
Starboard Genset
Fluid
CHEVRON 15W40 (4 GAL)

RECOMMENDATION

Resample at the next service interval to monitor.

Test	UOM	Method	Limit/Abn	Current	History1	History2
Sample Number		Client Info		MW0062705	MW0057061	MW0057059
Sample Date		Client Info		24 May 2024	31 Mar 2024	20 Feb 2024
Machine Age	hrs	Client Info		7525	6996	6493
Oil Age	hrs	Client Info		500	500	500
Filter Age	hrs	Client Info		500	500	500
Oil Changed		Client Info		Changed	Changed	Changed
Filter Changed		Client Info		Changed	Changed	Changed
Sample Status				NORMAL	NORMAL	NORMAL

WEAR

All component wear rates are normal.

Iron	ppm	ASTM D5185m	>50	7	4	3
Chromium	ppm	ASTM D5185m	>4	<1	<1	<1
Nickel	ppm	ASTM D5185m	>2	0	0	0
Titanium	ppm	ASTM D5185m		<1	0	0
Silver	ppm	ASTM D5185m	>5	<1	0	0
Aluminum	ppm	ASTM D5185m	>12	4	3	5
Lead	ppm	ASTM D5185m	>17	<1	1	0
Copper	ppm	ASTM D5185m	>70	<1	<1	<1
Tin	ppm	ASTM D5185m	>15	0	0	0
Vanadium	ppm	ASTM D5185m		0	<1	0
White Metal	scalar	*Visual	NONE	NONE	NONE	NONE
Yellow Metal	scalar	*Visual	NONE	NONE	NONE	NONE

CONTAMINATION

There is no indication of any contamination in the oil.

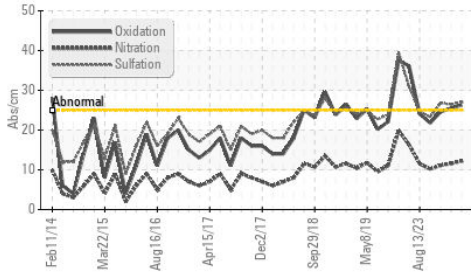
Silicon	ppm	ASTM D5185m	>25	7	6	6
Potassium	ppm	ASTM D5185m	>20	<1	<1	0
Fuel		WC Method	>4.0	<1.0	<1.0	<1.0
Water		WC Method	>0.1	NEG	NEG	NEG
Glycol		WC Method		NEG	NEG	NEG
Soot %	%	*ASTM D7844		0.2	0.2	0.4
Nitration	Abs/cm	*ASTM D7624	>20	12.2	11.6	11.1
Sulfation	Abs/.1mm	*ASTM D7415	>30	27.0	26.4	26.8
Silt	scalar	*Visual	NONE	NONE	NONE	NONE
Debris	scalar	*Visual	NONE	NONE	NONE	NONE
Sand/Dirt	scalar	*Visual	NONE	NONE	NONE	NONE
Appearance	scalar	*Visual	NORML	NORML	NORML	NORML
Odor	scalar	*Visual	NORML	NORML	NORML	NORML
Emulsified Water	scalar	*Visual	>0.1	NEG	NEG	NEG

FLUID CONDITION

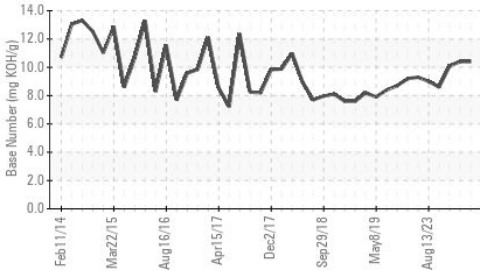
The BN result indicates that there is suitable alkalinity remaining in the oil. The condition of the oil is suitable for further service.

Sodium	ppm	ASTM D5185m	>50	3	1	0
Boron	ppm	ASTM D5185m		332	301	301
Barium	ppm	ASTM D5185m		0	0	0
Molybdenum	ppm	ASTM D5185m		173	149	157
Manganese	ppm	ASTM D5185m		<1	<1	<1
Magnesium	ppm	ASTM D5185m		996	916	793
Calcium	ppm	ASTM D5185m		2305	2101	1859
Phosphorus	ppm	ASTM D5185m		997	842	820
Zinc	ppm	ASTM D5185m		1284	1175	1082
Sulfur	ppm	ASTM D5185m		3687	3357	2576
Oxidation	Abs/.1mm	*ASTM D7414	>25	26.3	25.5	24.6
Base Number (BN)	mg KOH/g	ASTM D2896		10.4	10.4	10.1
Visc @ 100°C	cSt	ASTM D445	14.4	15.9	15.5	16.0

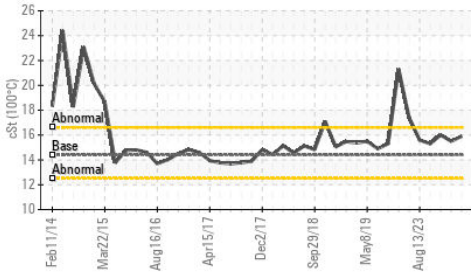
FT-IR (Direct Trend)



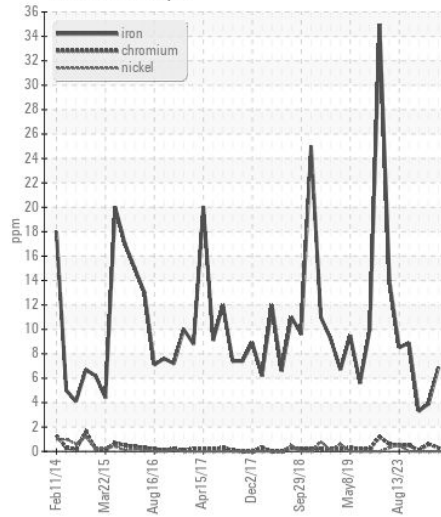
Base Number



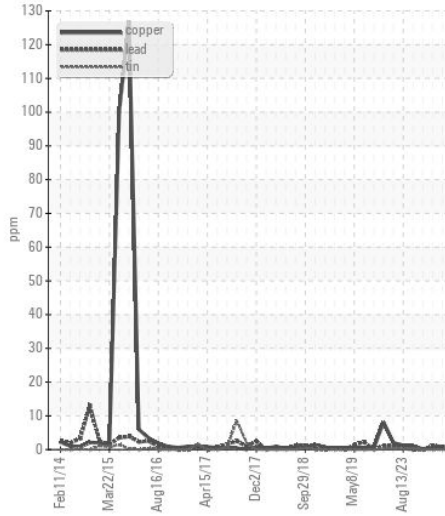
Viscosity @ 100°C



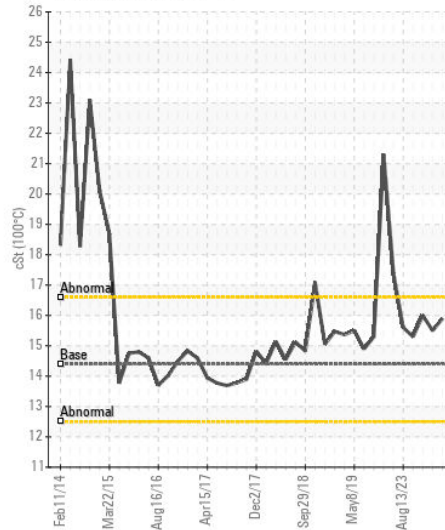
Ferrous Alloys



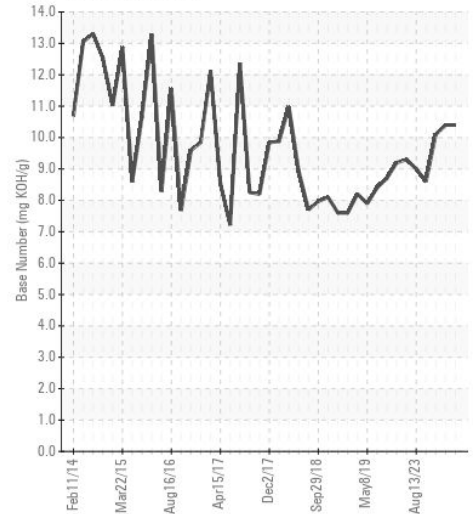
Non-ferrous Metals



Viscosity @ 100°C



Base Number



Certificate L2367

Laboratory : WearCheck USA - 501 Madison Ave., Cary, NC 27513
Sample No. : MW0062705
Lab Number : 06193263
Unique Number : 11050015
Test Package : MAR 2

Received : 28 May 2024
Tested : 30 May 2024
Diagnosed : 30 May 2024 - Sean Felton

C & B MARINE
 50 E RIVERCENTER BLVD, SUITE 1180
 COVINGTON, KY
 US 41011

Contact: DAVID WESTRICH
 dwestrich@carlislebray.com
 T: (812)290-4063
 F: (859)655-7504

To discuss this sample report, contact Customer Service at 1-800-237-1369.

* - Denotes test methods that are outside of the ISO 17025 scope of accreditation.

Statements of conformity to specifications are based on the simple acceptance decision rule (JCGM 106:2012)