



LIEBHERR

OIL ANALYSIS REPORT

WEAR	NORMAL
CONTAMINATION	NORMAL
FLUID CONDITION	NORMAL



Machine Id
LIEBHERR LH80M 155277-1218
Component
Diesel Engine
Fluid
LIEBHERR MOTOROIL 5W-30 LOW ASH (--- GAL)

RECOMMENDATION

Resample at the next service interval to monitor.

Test	UOM	Method	Limit/Abn	Current	History1	History2
Sample Number		Client Info		LH0243734	LH0191254	LH0243738
Sample Date		Client Info		18 May 2024	24 Apr 2024	14 Mar 2024
Machine Age	hrs	Client Info		1520	1298	1050
Oil Age	hrs	Client Info		222	248	200
Filter Age	hrs	Client Info		222	248	200
Oil Changed		Client Info		N/A	Changed	Changed
Filter Changed		Client Info		N/A	Changed	Changed
Sample Status				NORMAL	NORMAL	NORMAL

WEAR

All component wear rates are normal.

Iron	ppm	ASTM D5185m	>100	5	6	6
Chromium	ppm	ASTM D5185m	>5	0	<1	<1
Nickel	ppm	ASTM D5185m	>5	0	<1	0
Titanium	ppm	ASTM D5185m		<1	<1	<1
Silver	ppm	ASTM D5185m	>3	0	<1	<1
Aluminum	ppm	ASTM D5185m	>15	2	2	3
Lead	ppm	ASTM D5185m	>30	<1	2	0
Copper	ppm	ASTM D5185m	>125	<1	3	1
Tin	ppm	ASTM D5185m	>5	<1	2	<1
Vanadium	ppm	ASTM D5185m		0	0	<1
White Metal	scalar	*Visual	NONE	NONE	NONE	NONE
Yellow Metal	scalar	*Visual	NONE	NONE	NONE	NONE

CONTAMINATION

There is no indication of any contamination in the oil.

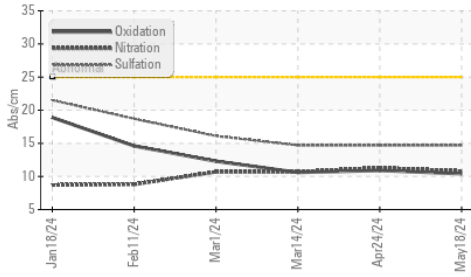
Silicon	ppm	ASTM D5185m	>60	7	7	8
Potassium	ppm	ASTM D5185m	>20	2	2	3
Fuel		WC Method	>5	<1.0	<1.0	<1.0
Water		WC Method	>0.2	NEG	NEG	NEG
Glycol		WC Method		NEG	NEG	NEG
Soot %	%	*ASTM D7844	>3	0.1	0.1	0.1
Nitration	Abs/cm	*ASTM D7624	>20	10.8	11.3	10.7
Sulfation	Abs/.1mm	*ASTM D7415	>30	14.7	14.7	14.7
Silt	scalar	*Visual	NONE	NONE	NONE	NONE
Debris	scalar	*Visual	NONE	NONE	NONE	NONE
Sand/Dirt	scalar	*Visual	NONE	NONE	NONE	NONE
Appearance	scalar	*Visual	NORML	NORML	NORML	NORML
Odor	scalar	*Visual	NORML	NORML	NORML	NORML
Emulsified Water	scalar	*Visual	>0.2	NEG	NEG	NEG

FLUID CONDITION

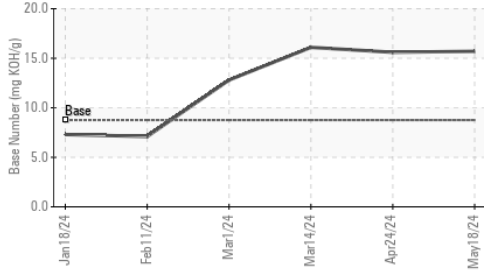
The BN result indicates that there is suitable alkalinity remaining in the oil. The condition of the oil is suitable for further service.

Sodium	ppm	ASTM D5185m		3	3	0
Boron	ppm	ASTM D5185m	2	308	240	269
Barium	ppm	ASTM D5185m	0	0	0	2
Molybdenum	ppm	ASTM D5185m	<1	2	2	3
Manganese	ppm	ASTM D5185m	<1	<1	1	<1
Magnesium	ppm	ASTM D5185m	12	63	40	73
Calcium	ppm	ASTM D5185m	2224	4386	4535	4448
Phosphorus	ppm	ASTM D5185m	635	1091	1143	990
Zinc	ppm	ASTM D5185m	718	1233	1268	1182
Sulfur	ppm	ASTM D5185m	1694	3416	3671	3230
Oxidation	Abs/.1mm	*ASTM D7414	>25	10.4	10.9	10.6
Base Number (BN)	mg KOH/g	ASTM D2896	8.76	15.7	15.6	16.1
Visc @ 100°C	cSt	ASTM D445	12.0	12.0	11.9	11.9

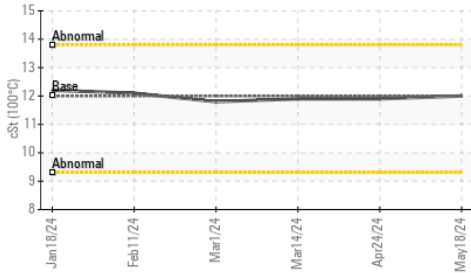
FT-IR (Direct Trend)



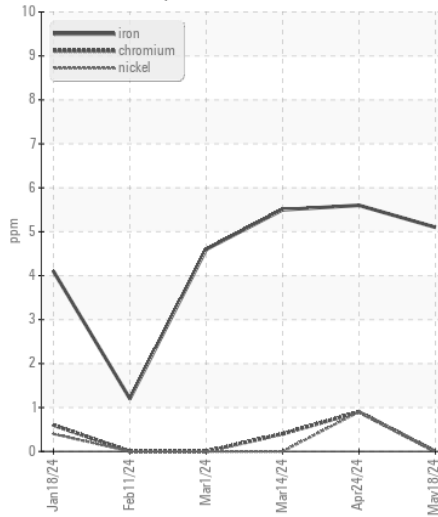
Base Number



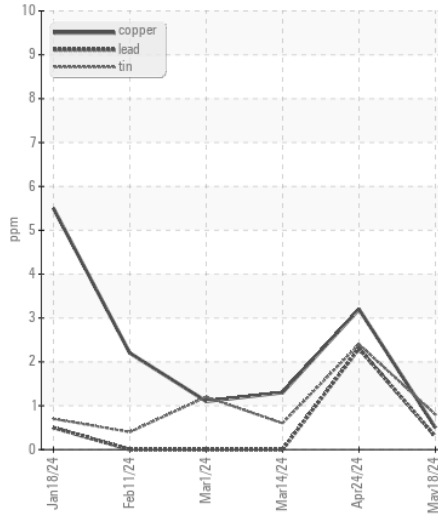
Viscosity @ 100°C



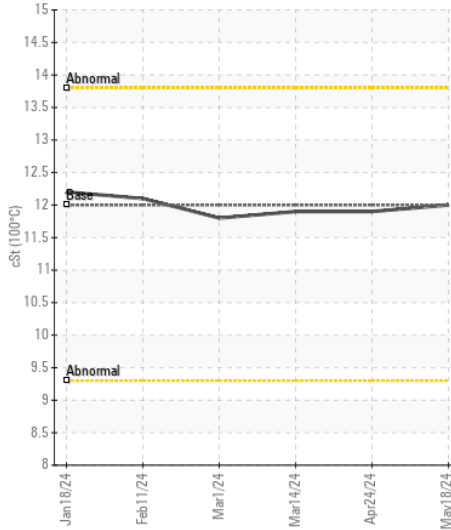
Ferrous Alloys



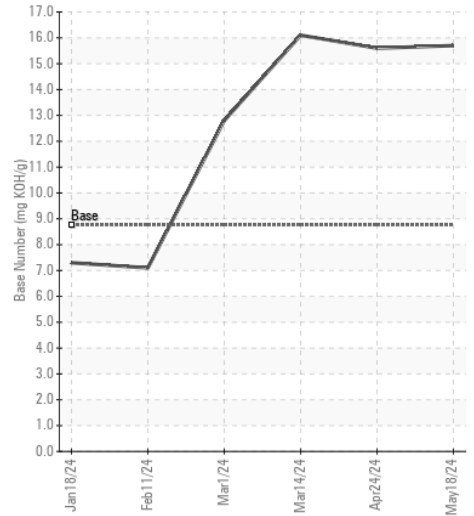
Non-ferrous Metals



Viscosity @ 100°C



Base Number



Certificate L2367

Laboratory : WearCheck USA - 501 Madison Ave., Cary, NC 27513
Sample No. : LH0243734 **Received** : 28 May 2024
Lab Number : 06193378 **Tested** : 30 May 2024
Unique Number : 11050130 **Diagnosed** : 30 May 2024 - Sean Felton
Test Package : CONST (Additional Tests: TBN)

To discuss this sample report, contact Customer Service at 1-800-237-1369.

* - Denotes test methods that are outside of the ISO 17025 scope of accreditation.

Statements of conformity to specifications are based on the simple acceptance decision rule (JCGM 106:2012)

NUCOR STEEL
 2911 E NUCOR RD
 NORFOLK, NE
 US 68702

Contact: NICOLE IRISH
 nicole.irish@nucor.com

T: (402)500-9035

F: (402)644-0389