



# OIL ANALYSIS REPORT

WEAR	<b>NORMAL</b>
CONTAMINATION	<b>NORMAL</b>
FLUID CONDITION	<b>NORMAL</b>

Area  
**Store 1 - Cowen [150822]**

Machine Id  
**JOHN DEERE 948L 1DW948LXVJF687283 PARK**

Component  
**Brake**

Fluid  
**JOHN DEERE HY-GARD HYD/TRANS (--- GAL)**

## RECOMMENDATION

Resample at the next service interval to monitor.

Test	UOM	Method	Limit/Abn	Current	History1	History2
Sample Number		Client Info		<b>LEC0040307</b>	LEC0041123	LEC0040535
Sample Date		Client Info		<b>24 May 2024</b>	11 Jan 2024	18 Aug 2023
Machine Age	hrs	Client Info		<b>7188</b>	6705	6175
Oil Age	hrs	Client Info		<b>1013</b>	530	1098
Filter Age	hrs	Client Info		<b>7188</b>	6705	6175
Oil Changed		Client Info		<b>Not Changed</b>	Not Changed	Changed
Filter Changed		Client Info		<b>Not Changed</b>	Not Changed	Not Changed
Sample Status				<b>NORMAL</b>	NORMAL	NORMAL

## WEAR

All component wear rates are normal.

PQ		ASTM D8184		<b>48</b>	18	70
Iron	ppm	ASTM D5185m	>350	<b>133</b>	4	307
Chromium	ppm	ASTM D5185m	>5	<b>&lt;1</b>	0	<1
Nickel	ppm	ASTM D5185m	>5	<b>&lt;1</b>	0	<1
Titanium	ppm	ASTM D5185m		<b>2</b>	0	7
Silver	ppm	ASTM D5185m		<b>1</b>	0	0
Aluminum	ppm	ASTM D5185m	>8	<b>1</b>	1	3
Lead	ppm	ASTM D5185m	>10	<b>2</b>	0	5
Copper	ppm	ASTM D5185m	>150	<b>1</b>	1	1
Tin	ppm	ASTM D5185m	>5	<b>&lt;1</b>	0	0
Vanadium	ppm	ASTM D5185m		<b>&lt;1</b>	0	0
White Metal	scalar	*Visual	NONE	<b>NONE</b>	NONE	NONE
Yellow Metal	scalar	*Visual	NONE	<b>NONE</b>	NONE	NONE

## CONTAMINATION

There is no indication of any contamination in the fluid.

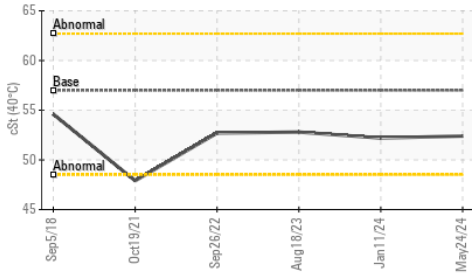
Silicon	ppm	ASTM D5185m	>400	<b>163</b>	3	394
Potassium	ppm	ASTM D5185m	>20	<b>5</b>	0	6
Water		WC Method	>0.2	<b>NEG</b>	NEG	NEG
Silt	scalar	*Visual	NONE	<b>NONE</b>	NONE	NONE
Debris	scalar	*Visual	NONE	<b>NONE</b>	NONE	NONE
Sand/Dirt	scalar	*Visual	NONE	<b>NONE</b>	NONE	NONE
Appearance	scalar	*Visual	NORML	<b>NORML</b>	NORML	NORML
Odor	scalar	*Visual	NORML	<b>NORML</b>	NORML	NORML
Emulsified Water	scalar	*Visual	>0.2	<b>NEG</b>	NEG	0.2%

## FLUID CONDITION

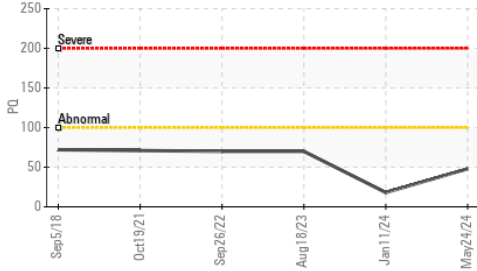
The condition of the fluid is acceptable for the time in service.

Sodium	ppm	ASTM D5185m		<b>9</b>	0	23
Boron	ppm	ASTM D5185m	6	<b>44</b>	0	86
Barium	ppm	ASTM D5185m	0	<b>0</b>	0	0
Molybdenum	ppm	ASTM D5185m	0	<b>52</b>	0	95
Manganese	ppm	ASTM D5185m		<b>2</b>	<1	3
Magnesium	ppm	ASTM D5185m	145	<b>148</b>	100	315
Calcium	ppm	ASTM D5185m	3570	<b>3110</b>	3388	2928
Phosphorus	ppm	ASTM D5185m	1290	<b>987</b>	1018	997
Zinc	ppm	ASTM D5185m	1640	<b>1107</b>	1237	1161
Sulfur	ppm	ASTM D5185m		<b>5164</b>	3306	3855
Visc @ 40°C	cSt	ASTM D445	57.0	<b>52.4</b>	52.2	52.8

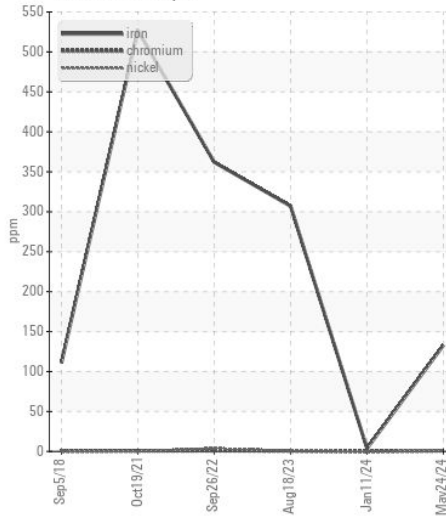
Viscosity @ 40°C



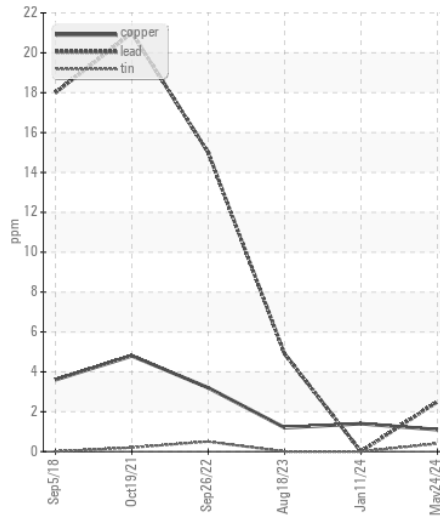
PQ



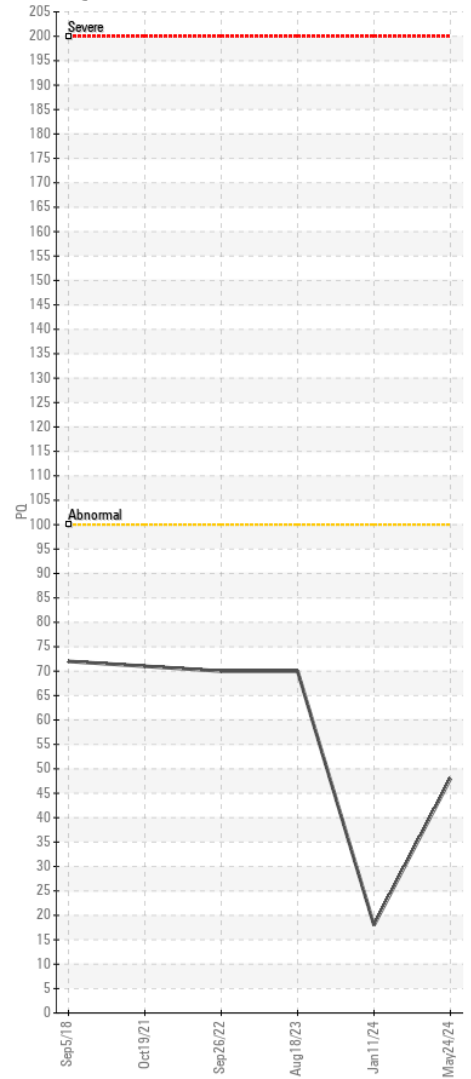
Ferrous Alloys



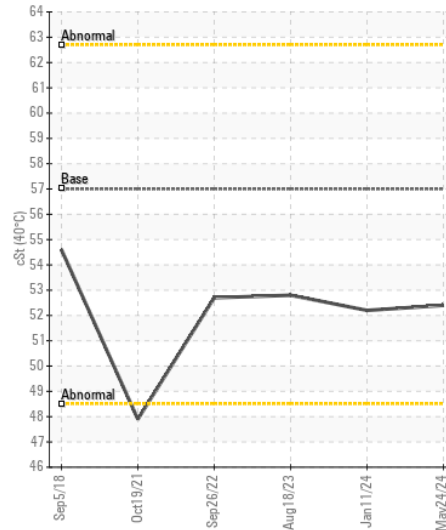
Non-ferrous Metals



PQ



Viscosity @ 40°C



Certificate L2367

**Laboratory** : WearCheck USA - 501 Madison Ave., Cary, NC 27513  
**Sample No.** : LEC0040307 **Received** : 29 May 2024  
**Lab Number** : 06194244 **Tested** : 30 May 2024  
**Unique Number** : 11056367 **Diagnosed** : 31 May 2024 - Don Baldrige  
**Test Package** : CONST ( Additional Tests: PQ )

**LESLIE EQUIPMENT COMPANY**  
 105 TENNIS CENTER DR.  
 MARIETTA, OH  
 US 45750-9765  
 Contact: LEANNE KENDALL  
 KendalLeanne@lec1.com

To discuss this sample report, contact Customer Service at 1-800-237-1369.

\* - Denotes test methods that are outside of the ISO 17025 scope of accreditation.

Statements of conformity to specifications are based on the simple acceptance decision rule (JCGM 106:2012)

T:  
 F: (740)373-5570