



WEAR	NORMAL
CONTAMINATION	NORMAL
FLUID CONDITION	NORMAL

Area
(72248V)
Machine Id
829066-101270
Component
Diesel Engine
Fluid
PETRO CANADA DURON SHP 15W40 (--- GAL)

RECOMMENDATION

Resample at the next service interval to monitor.

Test	UOM	Method	Limit/Abn	Current	History1	History2
Sample Number		Client Info		GFL0117941	GFL0117945	GFL011945
Sample Date		Client Info		28 May 2024	23 May 2024	08 Apr 2024
Machine Age	hrs	Client Info		67694	67683	67526
Oil Age	hrs	Client Info		600	0	600
Filter Age	hrs	Client Info		600	0	600
Oil Changed		Client Info		Changed	Not Changd	Changed
Filter Changed		Client Info		Changed	Not Changd	Changed
Sample Status				NORMAL	NORMAL	NORMAL

WEAR

All component wear rates are normal.

Iron	ppm	ASTM D5185m	>90	10	13	41
Chromium	ppm	ASTM D5185m	>20	<1	<1	2
Nickel	ppm	ASTM D5185m	>2	0	0	<1
Titanium	ppm	ASTM D5185m	>2	<1	<1	<1
Silver	ppm	ASTM D5185m	>2	<1	<1	0
Aluminum	ppm	ASTM D5185m	>20	2	4	8
Lead	ppm	ASTM D5185m	>40	1	<1	0
Copper	ppm	ASTM D5185m	>330	<1	<1	0
Tin	ppm	ASTM D5185m	>15	<1	0	<1
Vanadium	ppm	ASTM D5185m		<1	<1	0
White Metal	scalar	*Visual	NONE	NONE	NONE	NONE
Yellow Metal	scalar	*Visual	NONE	NONE	NONE	NONE

CONTAMINATION

There is no indication of any contamination in the oil.

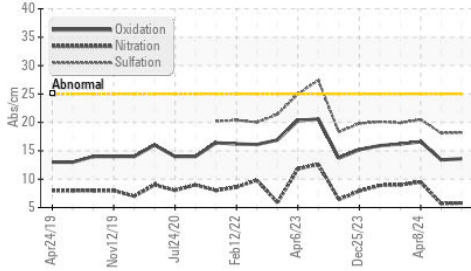
Silicon	ppm	ASTM D5185m	>25	3	8	5
Potassium	ppm	ASTM D5185m	>20	2	2	2
Fuel		WC Method	>3.0	<1.0	<1.0	<1.0
Water		WC Method	>0.2	NEG	NEG	NEG
Glycol		WC Method		NEG	NEG	NEG
Soot %	%	*ASTM D7844	>6	0.3	0.3	0.9
Nitration	Abs/cm	*ASTM D7624	>20	5.8	5.7	9.5
Sulfation	Abs/.1mm	*ASTM D7415	>30	18.2	18.1	20.5
Silt	scalar	*Visual	NONE	NONE	NONE	NONE
Debris	scalar	*Visual	NONE	NONE	NONE	NONE
Sand/Dirt	scalar	*Visual	NONE	NONE	NONE	NONE
Appearance	scalar	*Visual	NORML	NORML	NORML	NORML
Odor	scalar	*Visual	NORML	NORML	NORML	NORML
Emulsified Water	scalar	*Visual	>0.2	NEG	NEG	NEG

FLUID CONDITION

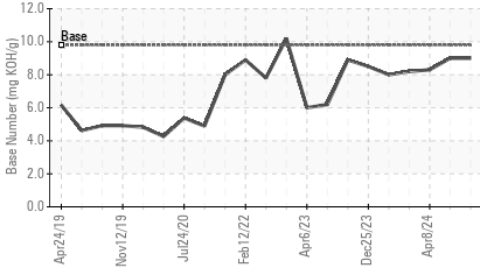
The BN result indicates that there is suitable alkalinity remaining in the oil. The condition of the oil is suitable for further service.

Sodium	ppm	ASTM D5185m		4	2	5
Boron	ppm	ASTM D5185m	0	2	1	5
Barium	ppm	ASTM D5185m	0	0	0	0
Molybdenum	ppm	ASTM D5185m	60	60	62	62
Manganese	ppm	ASTM D5185m	0	<1	<1	<1
Magnesium	ppm	ASTM D5185m	1010	941	1046	978
Calcium	ppm	ASTM D5185m	1070	1121	1156	1156
Phosphorus	ppm	ASTM D5185m	1150	1063	1125	1116
Zinc	ppm	ASTM D5185m	1270	1209	1322	1354
Sulfur	ppm	ASTM D5185m	2060	3548	3888	3791
Oxidation	Abs/.1mm	*ASTM D7414	>25	13.6	13.4	16.6
Base Number (BN)	mg KOH/g	ASTM D2896	9.8	9.0	9.0	8.3
Visc @ 40°C	cSt	ASTM D445	113.9	103.3	---	---
Visc @ 100°C	cSt	ASTM D445	15.4	14.37	14.2	13.5
Viscosity Index (VI)	Scale	ASTM D2270	142	142	---	---

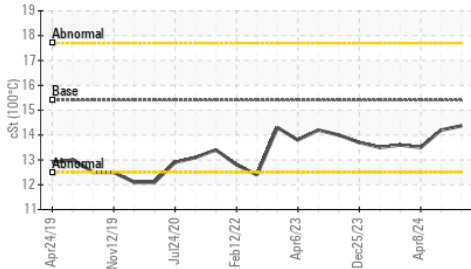
FT-IR (Direct Trend)



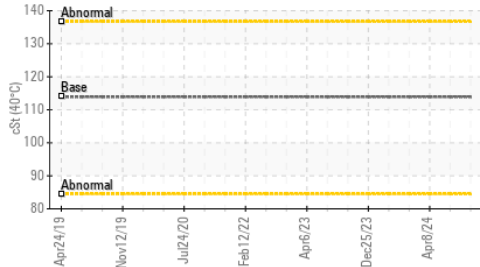
Base Number



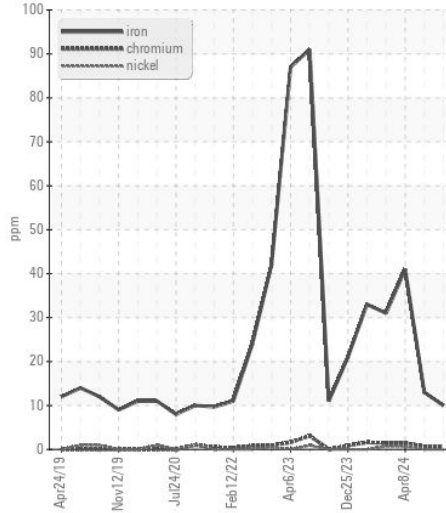
Viscosity @ 100°C



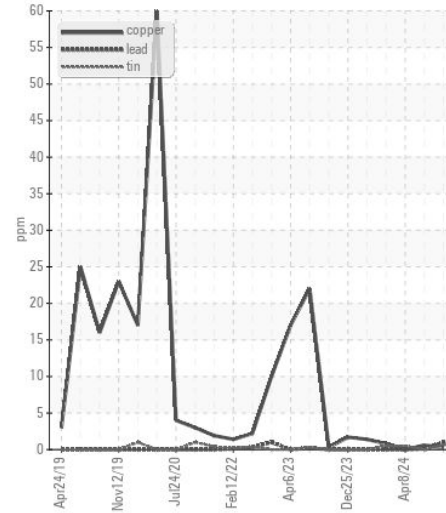
Viscosity @ 40°C



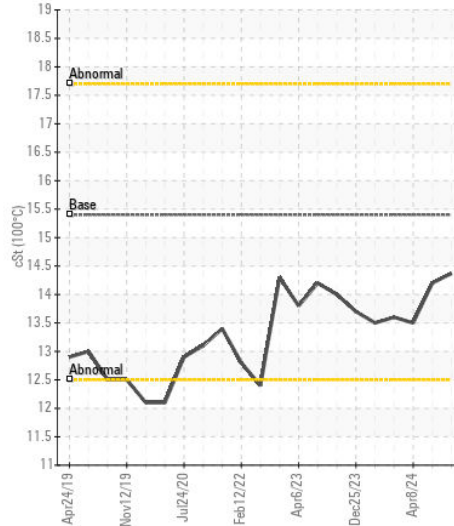
Ferrous Alloys



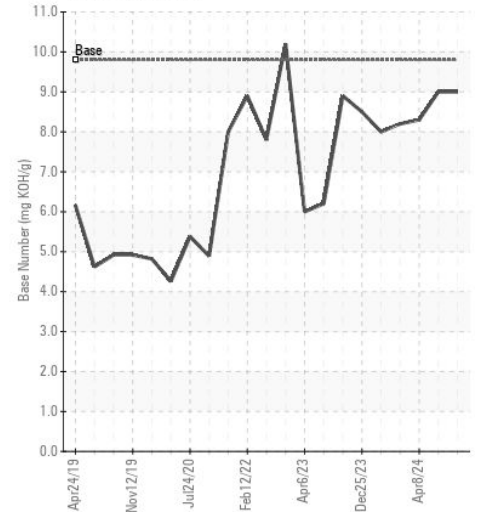
Non-ferrous Metals



Viscosity @ 100°C



Base Number



Certificate L2367

Laboratory : WearCheck USA - 501 Madison Ave., Cary, NC 27513
Sample No. : GFL0117941 **Received** : 29 May 2024
Lab Number : 06194773 **Tested** : 03 Jun 2024
Unique Number : 11056896 **Diagnosed** : 03 Jun 2024 - Wes Davis
Test Package : FLEET (Additional Tests: KV40, VI)

GFL Environmental - 893 - OK East Hauling
 2100 Lilly Street
 Seminole, OK
 US 74868
 Contact: Roger Barlow
 rbarlow@gflenv.com
 T: (405)204-6183
 F:

To discuss this sample report, contact Customer Service at 1-800-237-1369.

* - Denotes test methods that are outside of the ISO 17025 scope of accreditation.

Statements of conformity to specifications are based on the simple acceptance decision rule (JCGM 106:2012)