



WEAR	NORMAL
CONTAMINATION	NORMAL
FLUID CONDITION	NORMAL



Machine Id
214011
Component
Diesel Engine
Fluid
PETRO CANADA DURON SHP 15W40 (--- GAL)

RECOMMENDATION

Resample at the next service interval to monitor.

Test	UOM	Method	Limit/Abn	Current	History1	History2
Sample Number		Client Info		GFL0086988	GFL0086911	GFL0086919
Sample Date		Client Info		23 May 2024	08 Mar 2024	04 Dec 2023
Machine Age	hrs	Client Info		953	1000	800
Oil Age	hrs	Client Info		300	600	393
Filter Age	hrs	Client Info		300	600	0
Oil Changed		Client Info		Not Changd	Changed	Not Changd
Filter Changed		Client Info		Not Changd	Changed	Not Changd
Sample Status				NORMAL	MARGINAL	NORMAL

WEAR

Metal levels are typical for a new component breaking in.

Iron	ppm	ASTM D5185m	>80	9	27	16
Chromium	ppm	ASTM D5185m	>5	<1	1	<1
Nickel	ppm	ASTM D5185m	>2	0	0	0
Titanium	ppm	ASTM D5185m		<1	0	<1
Silver	ppm	ASTM D5185m	>3	<1	3	0
Aluminum	ppm	ASTM D5185m	>30	3	2	<1
Lead	ppm	ASTM D5185m	>30	<1	<1	2
Copper	ppm	ASTM D5185m	>150	<1	10	4
Tin	ppm	ASTM D5185m	>5	<1	0	0
Vanadium	ppm	ASTM D5185m		<1	0	<1
White Metal	scalar	*Visual	NONE	NONE	NONE	NONE
Yellow Metal	scalar	*Visual	NONE	NONE	NONE	NONE

CONTAMINATION

There is no indication of any contamination in the oil.

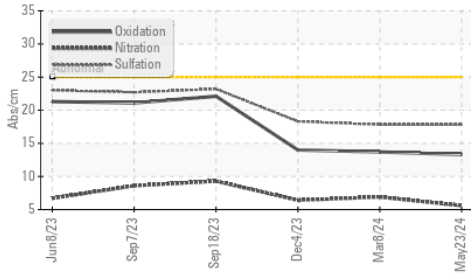
Silicon	ppm	ASTM D5185m	>20	6	12	3
Potassium	ppm	ASTM D5185m	>20	5	2	0
Fuel		WC Method	>5	<1.0	▲ 2.6	<1.0
Water		WC Method	>0.2	NEG	NEG	NEG
Glycol		WC Method		NEG	NEG	NEG
Soot %	%	*ASTM D7844	>3	0.2	0.1	0.3
Nitration	Abs/cm	*ASTM D7624	>20	5.6	6.9	6.4
Sulfation	Abs/.1mm	*ASTM D7415	>30	17.8	17.8	18.3
Silt	scalar	*Visual	NONE	NONE	NONE	NONE
Debris	scalar	*Visual	NONE	NONE	NONE	NONE
Sand/Dirt	scalar	*Visual	NONE	NONE	NONE	NONE
Appearance	scalar	*Visual	NORML	NORML	NORML	NORML
Odor	scalar	*Visual	NORML	NORML	NORML	NORML
Emulsified Water	scalar	*Visual	>0.2	NEG	NEG	NEG

FLUID CONDITION

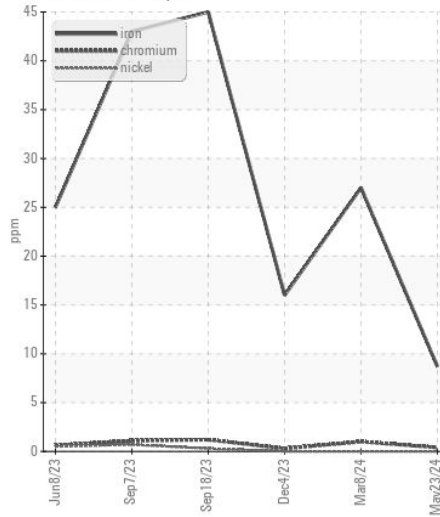
The BN result indicates that there is suitable alkalinity remaining in the oil. The condition of the oil is suitable for further service.

Sodium	ppm	ASTM D5185m		2	3	3
Boron	ppm	ASTM D5185m	0	8	13	5
Barium	ppm	ASTM D5185m	0	0	0	0
Molybdenum	ppm	ASTM D5185m	60	63	48	58
Manganese	ppm	ASTM D5185m	0	<1	2	<1
Magnesium	ppm	ASTM D5185m	1010	868	919	980
Calcium	ppm	ASTM D5185m	1070	1112	1122	1057
Phosphorus	ppm	ASTM D5185m	1150	1021	1028	1015
Zinc	ppm	ASTM D5185m	1270	1159	1233	1259
Sulfur	ppm	ASTM D5185m	2060	3465	3806	2872
Oxidation	Abs/.1mm	*ASTM D7414	>25	13.3	13.7	14.0
Base Number (BN)	mg KOH/g	ASTM D2896	9.8	9.0	7.5	8.4
Visc @ 100°C	cSt	ASTM D445	15.4	13.6	12.4	13.4

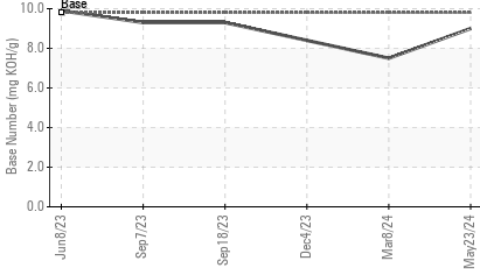
FT-IR (Direct Trend)



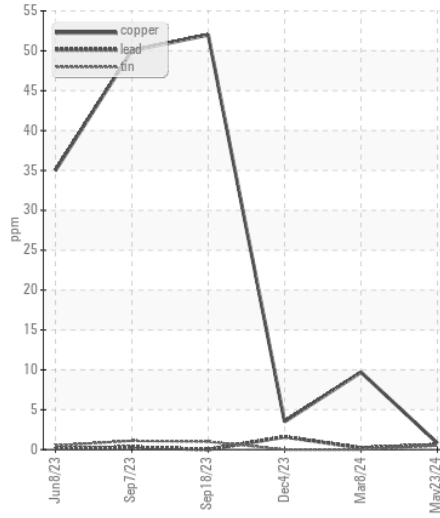
Ferrous Alloys



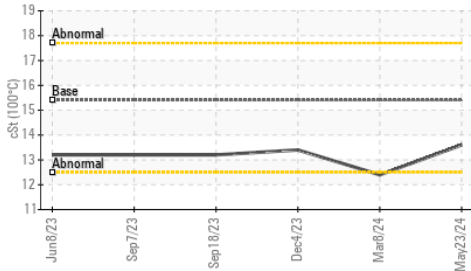
Base Number



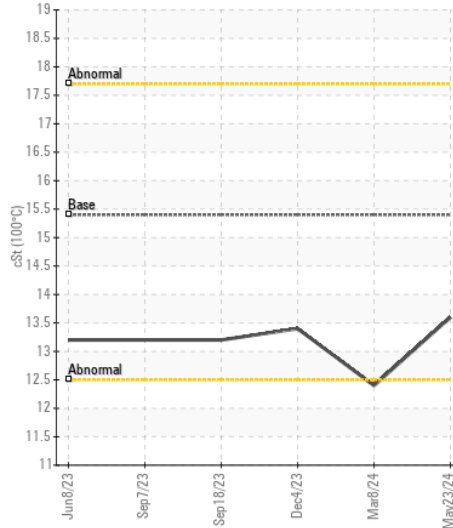
Non-ferrous Metals



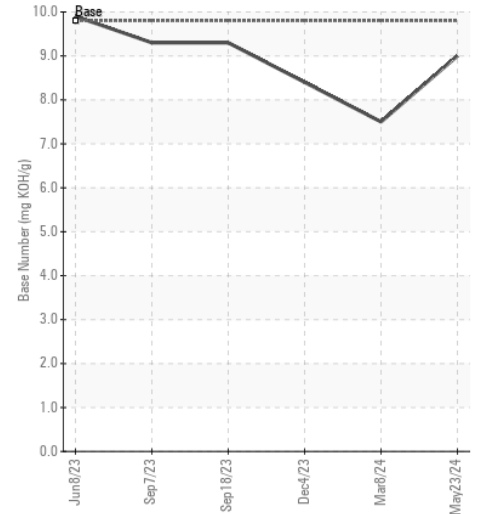
Viscosity @ 100°C



Viscosity @ 100°C



Base Number



Certificate L2367

Laboratory : WearCheck USA - 501 Madison Ave., Cary, NC 27513
Sample No. : GFL0086988
Lab Number : 06194780
Unique Number : 11056903
Test Package : FLEET

Received : 29 May 2024
Tested : 30 May 2024
Diagnosed : 30 May 2024 - Wes Davis

GFL Environmental - 408 - Brown City
 4235 M-53
 BROWN CITY, MI
 US 48416
 Contact: WILLIAM DEOLA
 bdeola@gflenv.com
 T: (810)238-2836
 F:

To discuss this sample report, contact Customer Service at 1-800-237-1369.

* - Denotes test methods that are outside of the ISO 17025 scope of accreditation.

Statements of conformity to specifications are based on the simple acceptance decision rule (JCGM 106:2012)