



OIL ANALYSIS REPORT

WEAR	NORMAL
CONTAMINATION	NORMAL
FLUID CONDITION	NORMAL

Machine Id
8575219
 Component
Diesel Engine
 Fluid
CHEVRON DELO 400 SAE 10W30 (--- GAL)

RECOMMENDATION

Resample at the next service interval to monitor. Please specify the component make and model with your next sample.

Test	UOM	Method	Limit/Abn	Current	History1	History2
Sample Number		Client Info		RPL0017147	RPL0017208	---
Sample Date		Client Info		15 May 2024	08 Jan 2024	---
Machine Age	mls	Client Info		40161	20936	---
Oil Age	mls	Client Info		0	0	---
Filter Age	mls	Client Info		0	0	---
Oil Changed		Client Info		Changed	Changed	---
Filter Changed		Client Info		Changed	Changed	---
Sample Status				NORMAL	NORMAL	---

WEAR

Metal levels are typical for a new component breaking in.

Iron	ppm	ASTM D5185m	>100	38	36	---
Chromium	ppm	ASTM D5185m	>20	0	<1	---
Nickel	ppm	ASTM D5185m	>4	0	0	---
Titanium	ppm	ASTM D5185m		0	<1	---
Silver	ppm	ASTM D5185m	>3	0	<1	---
Aluminum	ppm	ASTM D5185m	>20	15	34	---
Lead	ppm	ASTM D5185m	>40	0	<1	---
Copper	ppm	ASTM D5185m	>330	4	14	---
Tin	ppm	ASTM D5185m	>15	<1	2	---
Vanadium	ppm	ASTM D5185m		0	0	---
White Metal	scalar	*Visual	NONE	NONE	NONE	---
Yellow Metal	scalar	*Visual	NONE	NONE	NONE	---

CONTAMINATION

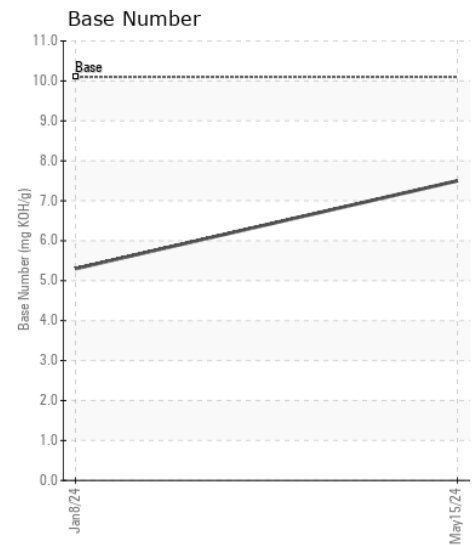
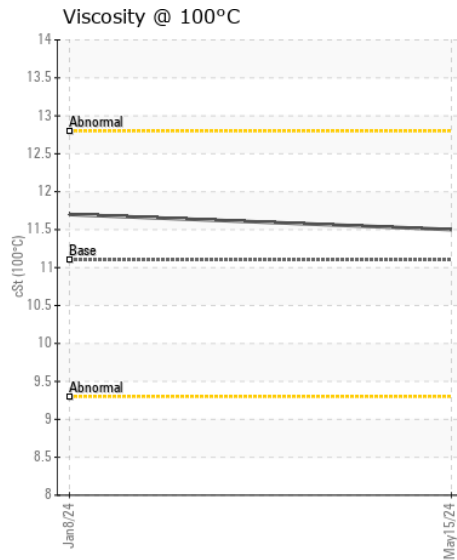
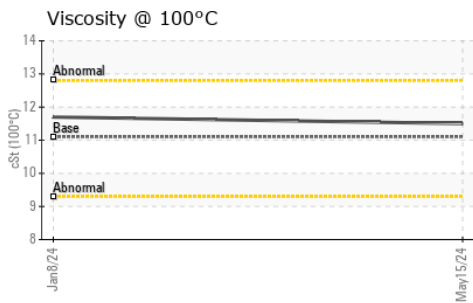
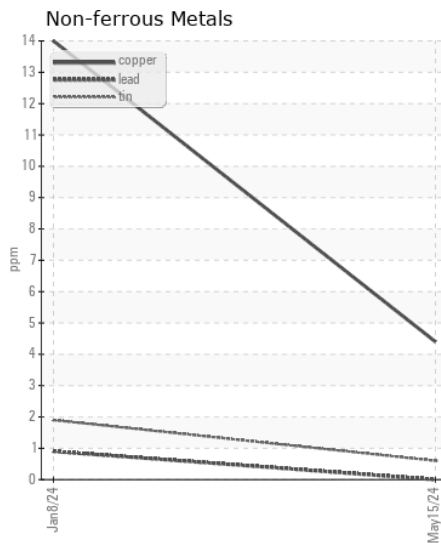
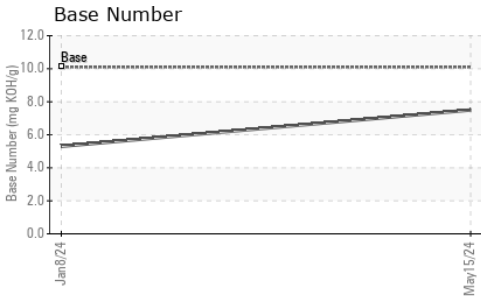
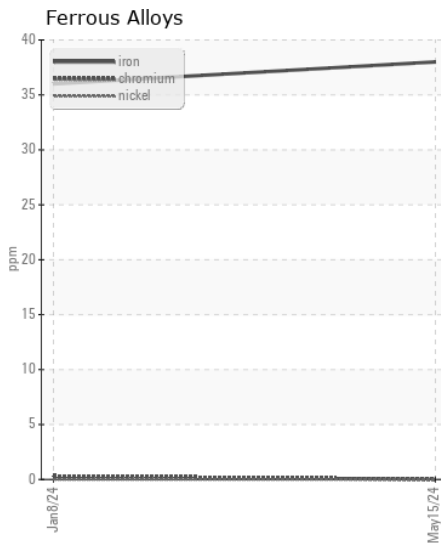
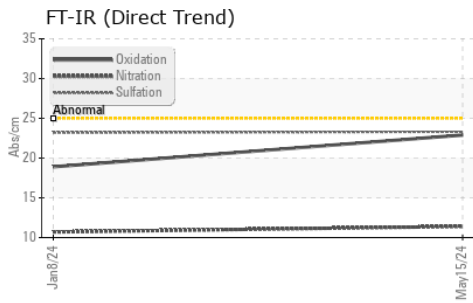
Elevated aluminum (Al) and/or lead (Pb) and potassium (K) levels in your metals analysis are likely a result of solder flux release into the lubricant and is common on new equipment/components. There is no indication of any contamination in the oil.

Silicon	ppm	ASTM D5185m	>25	11	18	---
Potassium	ppm	ASTM D5185m	>20	46	110	---
Fuel		WC Method	>5	<1.0	<1.0	---
Water		WC Method	>0.2	NEG	NEG	---
Glycol		WC Method		NEG	NEG	---
Soot %	%	*ASTM D7844	>3	0.4	0.2	---
Nitration	Abs/cm	*ASTM D7624	>20	11.4	10.7	---
Sulfation	Abs/.1mm	*ASTM D7415	>30	23.3	23.2	---
Silt	scalar	*Visual	NONE	NONE	NONE	---
Debris	scalar	*Visual	NONE	NONE	NONE	---
Sand/Dirt	scalar	*Visual	NONE	NONE	NONE	---
Appearance	scalar	*Visual	NORML	NORML	NORML	---
Odor	scalar	*Visual	NORML	NORML	NORML	---
Emulsified Water	scalar	*Visual	>0.2	NEG	NEG	---

FLUID CONDITION

The BN result indicates that there is suitable alkalinity remaining in the oil. The condition of the oil is suitable for further service.

Sodium	ppm	ASTM D5185m		2	3	---
Boron	ppm	ASTM D5185m		29	24	---
Barium	ppm	ASTM D5185m		0	0	---
Molybdenum	ppm	ASTM D5185m		35	2	---
Manganese	ppm	ASTM D5185m		<1	2	---
Magnesium	ppm	ASTM D5185m		564	749	---
Calcium	ppm	ASTM D5185m		1612	1316	---
Phosphorus	ppm	ASTM D5185m	1260	737	744	---
Zinc	ppm	ASTM D5185m	1400	885	859	---
Sulfur	ppm	ASTM D5185m		2760	3041	---
Oxidation	Abs/.1mm	*ASTM D7414	>25	22.9	18.9	---
Base Number (BN)	mg KOH/g	ASTM D2896	10.1	7.5	5.3	---
Visc @ 100°C	cSt	ASTM D445	11.1	11.5	11.7	---



Certificate L2367

Laboratory : WearCheck USA - 501 Madison Ave., Cary, NC 27513
Sample No. : RPL0017147
Lab Number : 06195212
Unique Number : 11057335
Test Package : FLEET

Received : 30 May 2024
Tested : 31 May 2024
Diagnosed : 31 May 2024 - Wes Davis

RTL PACLEASE - 7053 -NW Houston
 5808 W Sam Houston Pkwy N
 Houston, TX
 US 77041
 Contact: GREG JUDGE
 judgeg@rushenterprises.com

To discuss this sample report, contact Customer Service at 1-800-237-1369.

* - Denotes test methods that are outside of the ISO 17025 scope of accreditation.

Statements of conformity to specifications are based on the simple acceptance decision rule (JCGM 106:2012)

T:
F: