



OIL ANALYSIS REPORT

WEAR	NORMAL
CONTAMINATION	NORMAL
FLUID CONDITION	NORMAL

Machine Id
CHEVROLET 13433
 Component
Gasoline Engine
 Fluid
CHEVRON SUPREME MOTOR OIL 5W30 (--- QTS)

RECOMMENDATION

Resample at the next service interval to monitor.

Test	UOM	Method	Limit/Abn	Current	History1	History2
Sample Number		Client Info		WC0913625	WC0905241	WC0905237
Sample Date		Client Info		28 May 2024	29 Feb 2024	29 Feb 2024
Machine Age	mls	Client Info		187946	182775	182775
Oil Age	mls	Client Info		0	0	0
Filter Age	mls	Client Info		0	0	0
Oil Changed		Client Info		Changed	Changed	Changed
Filter Changed		Client Info		Changed	Changed	Changed
Sample Status				NORMAL	NORMAL	ABNORMAL

WEAR

All component wear rates are normal.

Iron	ppm	ASTM D5185m	>150	14	4	43
Chromium	ppm	ASTM D5185m	>20	<1	0	1
Nickel	ppm	ASTM D5185m	>5	0	0	<1
Titanium	ppm	ASTM D5185m		<1	<1	1
Silver	ppm	ASTM D5185m	>2	0	0	0
Aluminum	ppm	ASTM D5185m	>40	4	<1	6
Lead	ppm	ASTM D5185m	>50	<1	0	0
Copper	ppm	ASTM D5185m	>155	10	<1	16
Tin	ppm	ASTM D5185m	>10	<1	0	0
Vanadium	ppm	ASTM D5185m		<1	0	<1
White Metal	scalar	*Visual	NONE	NONE	LIGHT	NONE
Yellow Metal	scalar	*Visual	NONE	NONE	NONE	NONE

CONTAMINATION

There is no indication of any contamination in the oil.

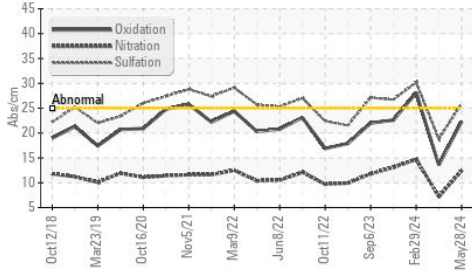
Silicon	ppm	ASTM D5185m	>30	23	10	31
Potassium	ppm	ASTM D5185m	>20	4	2	6
Fuel		WC Method	>4.0	<1.0	<1.0	<1.0
Water		WC Method	>0.2	NEG	NEG	NEG
Glycol		WC Method		NEG	NEG	NEG
Soot %	%	*ASTM D7844		0.1	0	0.1
Nitration	Abs/cm	*ASTM D7624	>20	12.4	7.2	14.7
Sulfation	Abs/.1mm	*ASTM D7415	>30	25.9	18.8	30.2
Silt	scalar	*Visual	NONE	NONE	NONE	NONE
Debris	scalar	*Visual	NONE	NONE	NONE	NONE
Sand/Dirt	scalar	*Visual	NONE	NONE	NONE	NONE
Appearance	scalar	*Visual	NORML	NORML	NORML	NORML
Odor	scalar	*Visual	NORML	NORML	NORML	NORML
Emulsified Water	scalar	*Visual	>0.2	NEG	NEG	NEG

FLUID CONDITION

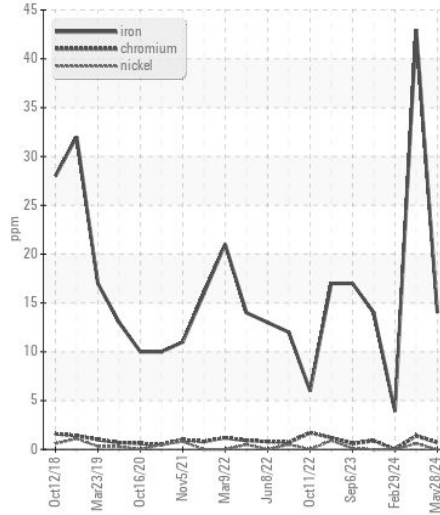
The BN result indicates that there is suitable alkalinity remaining in the oil. The condition of the oil is suitable for further service.

Sodium	ppm	ASTM D5185m	>400	4	2	4
Boron	ppm	ASTM D5185m		30	88	23
Barium	ppm	ASTM D5185m		0	0	0
Molybdenum	ppm	ASTM D5185m		8	4	11
Manganese	ppm	ASTM D5185m		5	<1	9
Magnesium	ppm	ASTM D5185m		672	664	695
Calcium	ppm	ASTM D5185m		1308	1230	1235
Phosphorus	ppm	ASTM D5185m	780	673	623	774
Zinc	ppm	ASTM D5185m	860	767	718	843
Sulfur	ppm	ASTM D5185m		2970	2654	3435
Oxidation	Abs/.1mm	*ASTM D7414	>25	22.3	13.6	28.1
Base Number (BN)	mg KOH/g	ASTM D2896	7.8	3.8	7.9	3.7
Visc @ 100°C	cSt	ASTM D445	9.7	13.2	12.1	13.9

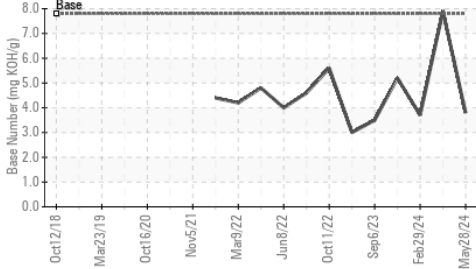
FT-IR (Direct Trend)



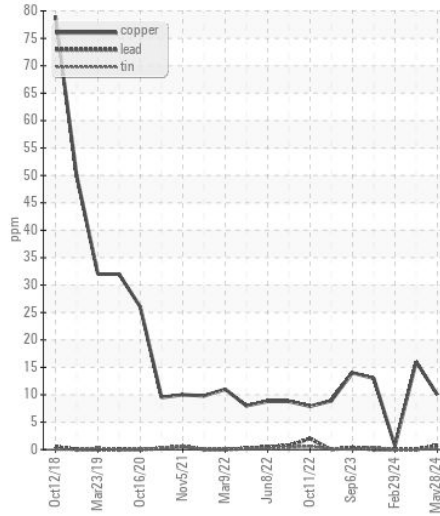
Ferrous Alloys



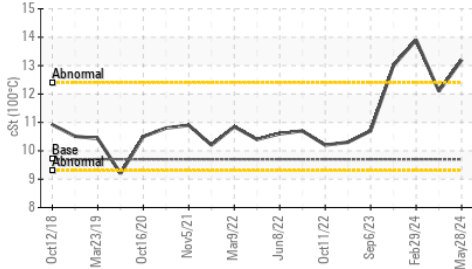
Base Number



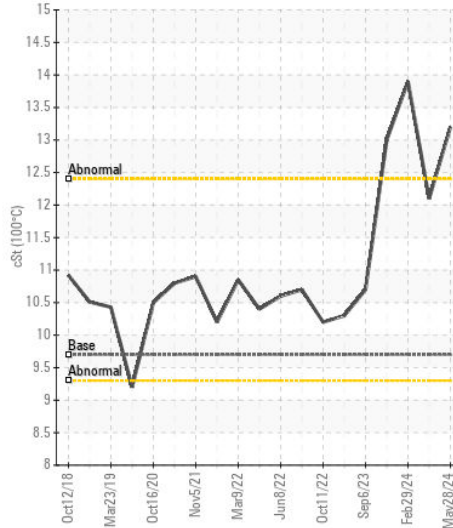
Non-ferrous Metals



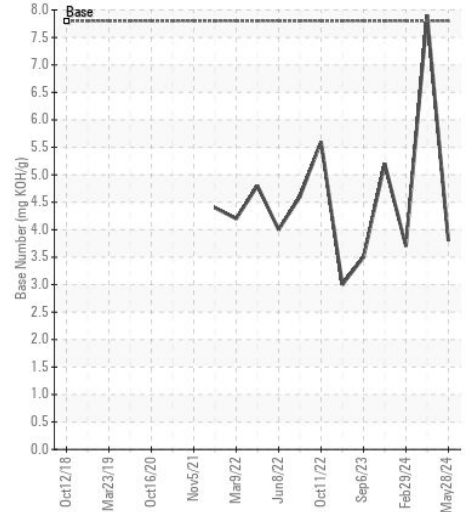
Viscosity @ 100°C



Viscosity @ 100°C



Base Number



Certificate L2367

Laboratory : WearCheck USA - 501 Madison Ave., Cary, NC 27513
Sample No. : WC0913625 **Received** : 30 May 2024
Lab Number : 06196157 **Tested** : 31 May 2024
Unique Number : 11058280 **Diagnosed** : 02 Jun 2024 - Don Baldrige
Test Package : CONST (Additional Tests: TBN)

SULLIVAN EASTERN INC
 2860 C SLATER RD
 MORRISVILLE, NC
 US 27560

Contact: SCOTT SULLIVAN
 ssullivan@sullivaneastern.com

To discuss this sample report, contact Customer Service at 1-800-237-1369.

* - Denotes test methods that are outside of the ISO 17025 scope of accreditation.

Statements of conformity to specifications are based on the simple acceptance decision rule (JCGM 106:2012)

T: (919)484-8993
 F: (919)484-2136