



WEAR	NORMAL
CONTAMINATION	NORMAL
FLUID CONDITION	NORMAL



Machine Id
429074-27
Component
Diesel Engine
Fluid
PETRO CANADA DURON SHP 15W40 (12 GAL)

RECOMMENDATION

Resample at the next service interval to monitor.

Test	UOM	Method	Limit/Abn	Current	History1	History2
Sample Number		Client Info		GFL0118668	GFL0118733	GFL0110539
Sample Date		Client Info		24 May 2024	02 May 2024	25 Mar 2024
Machine Age	hrs	Client Info		13203	220188	12760
Oil Age	hrs	Client Info		200	600	600
Filter Age	hrs	Client Info		200	600	600
Oil Changed		Client Info		Not Changd	Not Changd	Changed
Filter Changed		Client Info		Not Changd	Not Changd	Changed
Sample Status				NORMAL	NORMAL	NORMAL

WEAR

All component wear rates are normal.

Iron	ppm	ASTM D5185m	>120	5	2	1
Chromium	ppm	ASTM D5185m	>20	<1	0	<1
Nickel	ppm	ASTM D5185m	>5	<1	0	<1
Titanium	ppm	ASTM D5185m	>2	<1	0	0
Silver	ppm	ASTM D5185m	>2	<1	<1	0
Aluminum	ppm	ASTM D5185m	>20	2	1	1
Lead	ppm	ASTM D5185m	>40	<1	<1	0
Copper	ppm	ASTM D5185m	>330	<1	0	<1
Tin	ppm	ASTM D5185m	>15	<1	<1	2
Vanadium	ppm	ASTM D5185m		0	0	<1
White Metal	scalar	*Visual	NONE	NONE	NONE	NONE
Yellow Metal	scalar	*Visual	NONE	NONE	NONE	NONE

CONTAMINATION

There is no indication of any contamination in the oil.

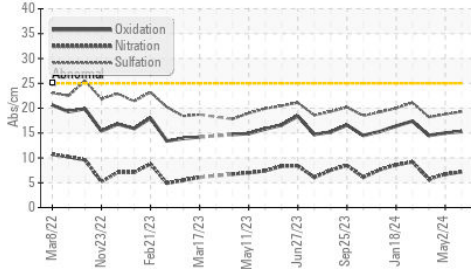
Silicon	ppm	ASTM D5185m	>25	4	3	3
Potassium	ppm	ASTM D5185m	>20	2	2	1
Fuel		WC Method	>3.0	<1.0	<1.0	<1.0
Water		WC Method	>0.2	NEG	NEG	NEG
Glycol		WC Method		NEG	NEG	NEG
Soot %	%	*ASTM D7844	>4	0.2	0.2	0.1
Nitration	Abs/cm	*ASTM D7624	>20	7.2	6.7	5.7
Sulfation	Abs/.1mm	*ASTM D7415	>30	19.3	18.8	18.2
Silt	scalar	*Visual	NONE	NONE	NONE	NONE
Debris	scalar	*Visual	NONE	NONE	NONE	NONE
Sand/Dirt	scalar	*Visual	NONE	NONE	NONE	NONE
Appearance	scalar	*Visual	NORML	NORML	NORML	NORML
Odor	scalar	*Visual	NORML	NORML	NORML	NORML
Emulsified Water	scalar	*Visual	>0.2	NEG	NEG	NEG

FLUID CONDITION

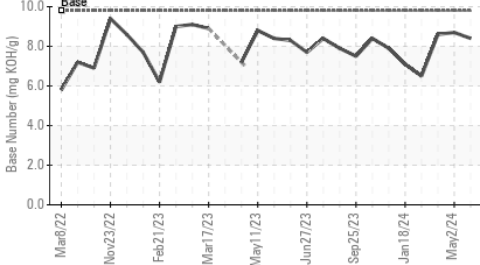
The BN result indicates that there is suitable alkalinity remaining in the oil. The condition of the oil is suitable for further service.

Sodium	ppm	ASTM D5185m		3	2	3
Boron	ppm	ASTM D5185m	0	0	1	0
Barium	ppm	ASTM D5185m	0	<1	0	0
Molybdenum	ppm	ASTM D5185m	60	64	59	56
Manganese	ppm	ASTM D5185m	0	<1	<1	0
Magnesium	ppm	ASTM D5185m	1010	1040	956	990
Calcium	ppm	ASTM D5185m	1070	1134	1031	1057
Phosphorus	ppm	ASTM D5185m	1150	1126	1035	937
Zinc	ppm	ASTM D5185m	1270	1292	1252	1237
Sulfur	ppm	ASTM D5185m	2060	3309	3540	3567
Oxidation	Abs/.1mm	*ASTM D7414	>25	15.3	15.0	14.5
Base Number (BN)	mg KOH/g	ASTM D2896	9.8	8.4	8.7	8.6
Visc @ 100°C	cSt	ASTM D445	15.4	14.04	14.0	14.3

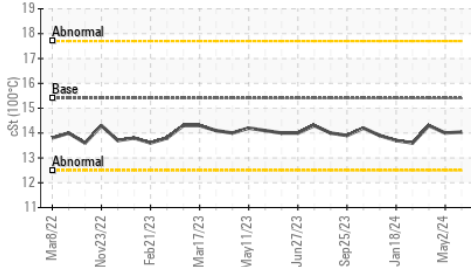
FT-IR (Direct Trend)



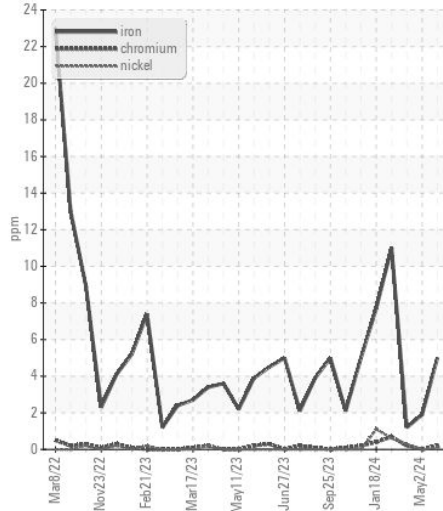
Base Number



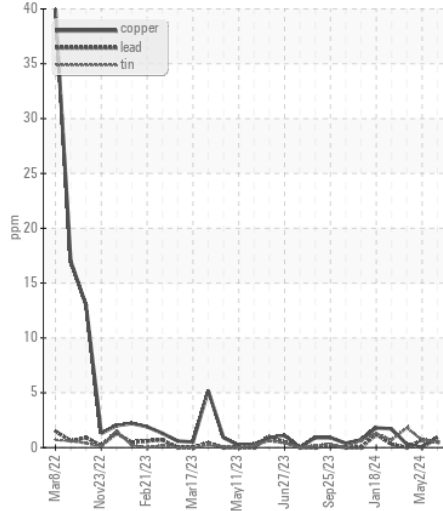
Viscosity @ 100°C



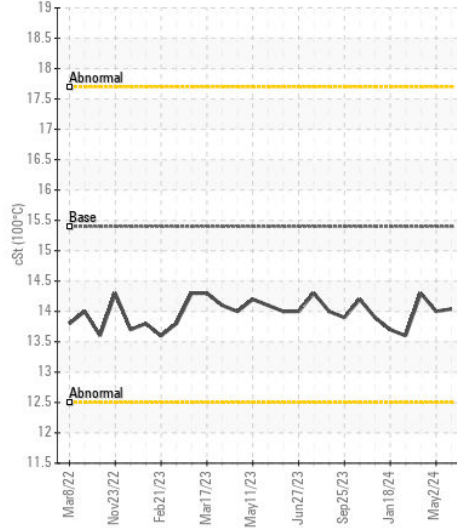
Ferrous Alloys



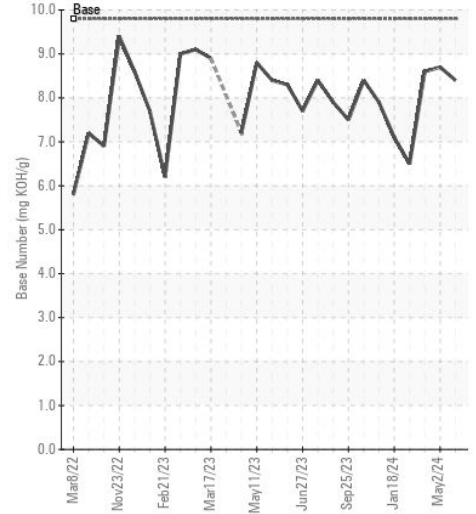
Non-ferrous Metals



Viscosity @ 100°C



Base Number



Certificate L2367

Laboratory : WearCheck USA - 501 Madison Ave., Cary, NC 27513
Sample No. : GFL0118668
Lab Number : 06196277
Unique Number : 11058400
Test Package : FLEET

Received : 31 May 2024
Tested : 05 Jun 2024
Diagnosed : 05 Jun 2024 - Wes Davis

GFL Environmental - 166 - Phenix City
 18 Old Brickyard Rd
 Phenix City, AL
 US 36869
 Contact: DEAN PEACE JR
 dean.peace@gflenv.com

To discuss this sample report, contact Customer Service at 1-800-237-1369.

* - Denotes test methods that are outside of the ISO 17025 scope of accreditation.

Statements of conformity to specifications are based on the simple acceptance decision rule (JCGM 106:2012)

T:
F: