



WEAR	NORMAL
CONTAMINATION	NORMAL
FLUID CONDITION	NORMAL

Area

(EIH079)

Machine Id

910008

Component

Diesel Engine

Fluid

PETRO CANADA DURON SHP 15W40 (11 GAL)

RECOMMENDATION

Resample at the next service interval to monitor.

Test	UOM	Method	Limit/Abn	Current	History1	History2
Sample Number		Client Info		GFL0114545	GFL0103412	GFL0092460
Sample Date		Client Info		28 May 2024	14 Feb 2024	08 Nov 2023
Machine Age	hrs	Client Info		10466	10248	13052
Oil Age	hrs	Client Info		387	220	564
Filter Age	hrs	Client Info		387	220	564
Oil Changed		Client Info		Not Changd	Not Changd	Changed
Filter Changed		Client Info		Not Changd	Not Changd	Changed
Sample Status				NORMAL	NORMAL	NORMAL

WEAR

All component wear rates are normal.

Iron	ppm	ASTM D5185m	>90	15	8	7
Chromium	ppm	ASTM D5185m	>20	1	<1	<1
Nickel	ppm	ASTM D5185m	>2	0	0	0
Titanium	ppm	ASTM D5185m	>2	<1	<1	0
Silver	ppm	ASTM D5185m	>2	0	0	0
Aluminum	ppm	ASTM D5185m	>20	2	1	1
Lead	ppm	ASTM D5185m	>40	<1	0	0
Copper	ppm	ASTM D5185m	>330	<1	<1	0
Tin	ppm	ASTM D5185m	>15	<1	<1	<1
Vanadium	ppm	ASTM D5185m		0	0	0
White Metal	scalar	*Visual	NONE	NONE	NONE	NONE
Yellow Metal	scalar	*Visual	NONE	NONE	NONE	NONE

CONTAMINATION

There is no indication of any contamination in the oil.

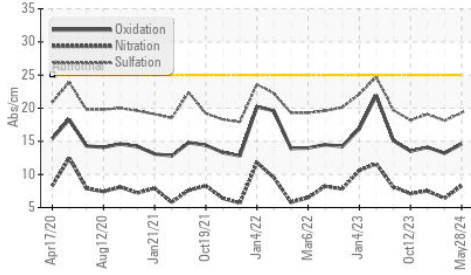
Silicon	ppm	ASTM D5185m	>25	4	3	3
Potassium	ppm	ASTM D5185m	>20	3	1	2
Fuel		WC Method	>3.0	<1.0	<1.0	<1.0
Water		WC Method	>0.2	NEG	NEG	NEG
Glycol		WC Method		NEG	NEG	NEG
Soot %	%	*ASTM D7844	>6	0.5	0.4	0.5
Nitration	Abs/cm	*ASTM D7624	>20	8.3	6.4	7.5
Sulfation	Abs/.1mm	*ASTM D7415	>30	19.3	18.1	19.1
Silt	scalar	*Visual	NONE	NONE	NONE	NONE
Debris	scalar	*Visual	NONE	NONE	NONE	NONE
Sand/Dirt	scalar	*Visual	NONE	NONE	NONE	NONE
Appearance	scalar	*Visual	NORML	NORML	NORML	NORML
Odor	scalar	*Visual	NORML	NORML	NORML	NORML
Emulsified Water	scalar	*Visual	>0.2	NEG	NEG	NEG

FLUID CONDITION

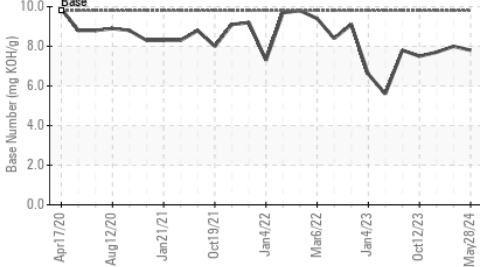
The BN result indicates that there is suitable alkalinity remaining in the oil. The condition of the oil is suitable for further service.

Sodium	ppm	ASTM D5185m		3	2	2
Boron	ppm	ASTM D5185m	0	7	9	4
Barium	ppm	ASTM D5185m	0	<1	0	0
Molybdenum	ppm	ASTM D5185m	60	64	56	56
Manganese	ppm	ASTM D5185m	0	<1	0	0
Magnesium	ppm	ASTM D5185m	1010	899	852	937
Calcium	ppm	ASTM D5185m	1070	1062	945	999
Phosphorus	ppm	ASTM D5185m	1150	1112	911	1001
Zinc	ppm	ASTM D5185m	1270	1211	1107	1243
Sulfur	ppm	ASTM D5185m	2060	3294	2822	2908
Oxidation	Abs/.1mm	*ASTM D7414	>25	14.6	13.2	14.1
Base Number (BN)	mg KOH/g	ASTM D2896	9.8	7.8	8.0	7.7
Visc @ 100°C	cSt	ASTM D445	15.4	13.6	13.3	13.5

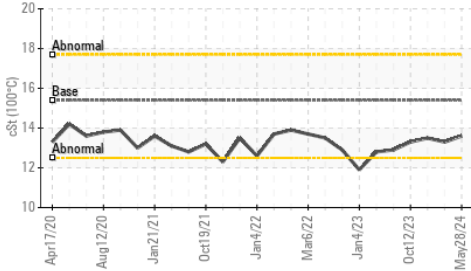
FT-IR (Direct Trend)



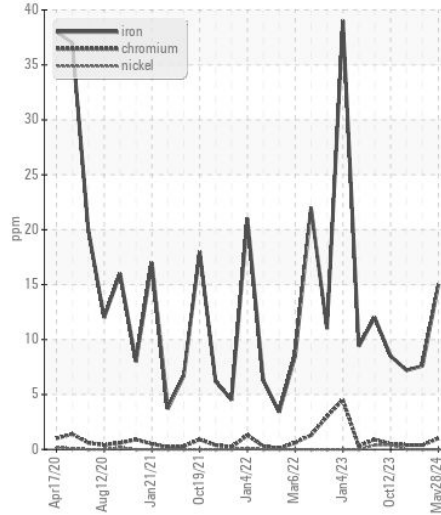
Base Number



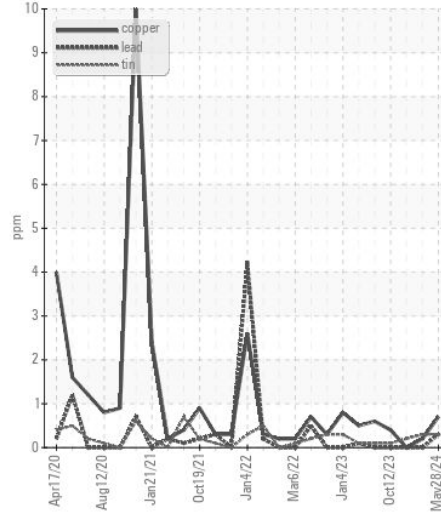
Viscosity @ 100°C



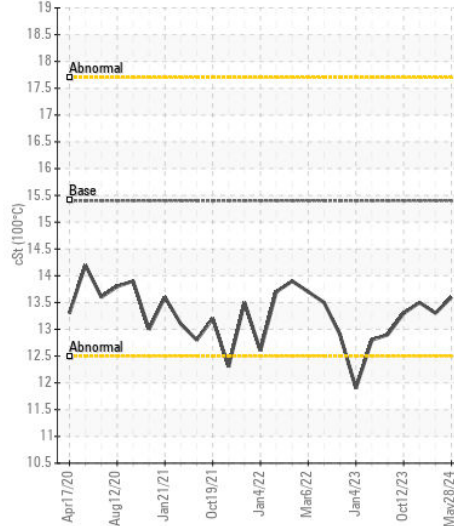
Ferrous Alloys



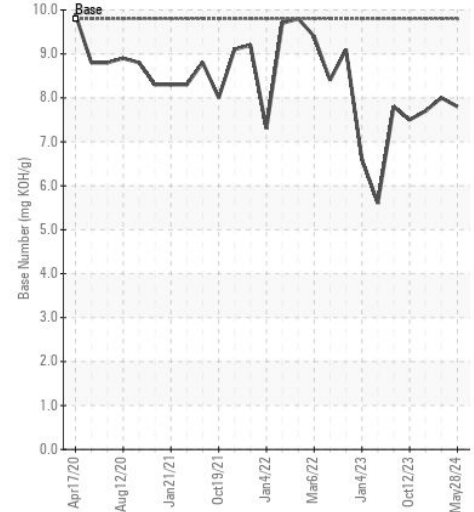
Non-ferrous Metals



Viscosity @ 100°C



Base Number



Certificate L2367

Laboratory : WearCheck USA - 501 Madison Ave., Cary, NC 27513
Sample No. : GFL0114545
Lab Number : 06196322
Unique Number : 11058445
Test Package : FLEET

Received : 31 May 2024
Tested : 03 Jun 2024
Diagnosed : 03 Jun 2024 - Wes Davis

GFL Environmental - 095 - Atlanta West
 2699 Cochran Industrial Blvd
 Douglasville, GA
 US 30127-1332
 Contact: Darrell Welch
 darrell.welch@gflenv.com
 T: (800)207-6618
 F:

To discuss this sample report, contact Customer Service at 1-800-237-1369.

* - Denotes test methods that are outside of the ISO 17025 scope of accreditation.

Statements of conformity to specifications are based on the simple acceptance decision rule (JCGM 106:2012)