



WEAR	NORMAL
CONTAMINATION	NORMAL
FLUID CONDITION	NORMAL

Machine Id
JOHN DEERE 624 P 1DW624PAHNLZ15950

Component
Diesel Engine

Fluid
{not provided} (--- GAL)

RECOMMENDATION

Resample at the next service interval to monitor. Please specify the brand, type, and viscosity of the oil on your next sample.

Test	UOM	Method	Limit/Abn	Current	History1	History2
Sample Number		Client Info		JR0213694	JR0213319	JR0204845
Sample Date		Client Info		30 May 2024	06 May 2024	13 Mar 2024
Machine Age	hrs	Client Info		3531	3381	3047
Oil Age	hrs	Client Info		0	0	0
Filter Age	hrs	Client Info		0	0	0
Oil Changed		Client Info		N/A	N/A	N/A
Filter Changed		Client Info		N/A	N/A	N/A
Sample Status				NORMAL	NORMAL	NORMAL

WEAR

All component wear rates are normal.

Iron	ppm	ASTM D5185m	>51	12	9	10
Chromium	ppm	ASTM D5185m	>11	0	<1	0
Nickel	ppm	ASTM D5185m	>5	0	<1	0
Titanium	ppm	ASTM D5185m		0	<1	0
Silver	ppm	ASTM D5185m	>3	0	<1	0
Aluminum	ppm	ASTM D5185m	>31	5	4	4
Lead	ppm	ASTM D5185m	>26	0	2	0
Copper	ppm	ASTM D5185m	>26	<1	<1	<1
Tin	ppm	ASTM D5185m	>4	<1	2	<1
Vanadium	ppm	ASTM D5185m		0	0	0
White Metal	scalar	*Visual	NONE	NONE	NONE	NONE
Yellow Metal	scalar	*Visual	NONE	NONE	NONE	NONE

CONTAMINATION

There is no indication of any contamination in the oil.

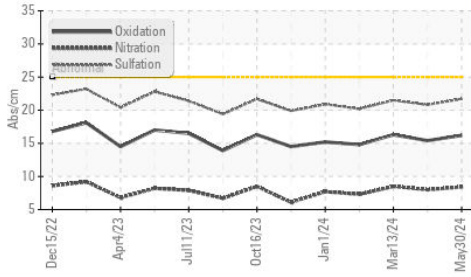
Silicon	ppm	ASTM D5185m	>22	8	7	7
Potassium	ppm	ASTM D5185m	>20	<1	3	0
Fuel		WC Method	>2.1	<1.0	<1.0	<1.0
Water		WC Method	>0.21	NEG	NEG	NEG
Glycol		WC Method		NEG	NEG	NEG
Soot %	%	*ASTM D7844	>3	0.3	0.2	0.2
Nitration	Abs/cm	*ASTM D7624	>20	8.4	8.0	8.5
Sulfation	Abs/.1mm	*ASTM D7415	>30	21.7	20.8	21.5
Silt	scalar	*Visual	NONE	NONE	NONE	NONE
Debris	scalar	*Visual	NONE	NONE	NONE	NONE
Sand/Dirt	scalar	*Visual	NONE	NONE	NONE	NONE
Appearance	scalar	*Visual	NORML	NORML	NORML	NORML
Odor	scalar	*Visual	NORML	NORML	NORML	NORML
Emulsified Water	scalar	*Visual	>0.21	NEG	NEG	NEG

FLUID CONDITION

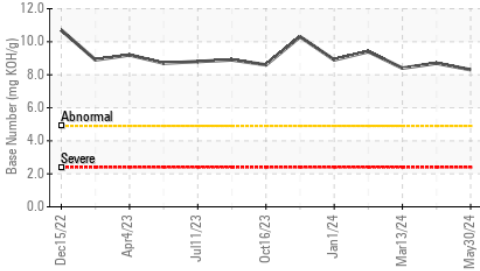
The BN result indicates that there is suitable alkalinity remaining in the oil. The condition of the oil is suitable for further service.

Sodium	ppm	ASTM D5185m	>31	3	3	2
Boron	ppm	ASTM D5185m		229	229	221
Barium	ppm	ASTM D5185m		<1	0	0
Molybdenum	ppm	ASTM D5185m		243	219	233
Manganese	ppm	ASTM D5185m		<1	1	<1
Magnesium	ppm	ASTM D5185m		838	855	765
Calcium	ppm	ASTM D5185m		1382	1508	1326
Phosphorus	ppm	ASTM D5185m		927	993	867
Zinc	ppm	ASTM D5185m		1075	1125	1007
Sulfur	ppm	ASTM D5185m		3350	3747	3083
Oxidation	Abs/.1mm	*ASTM D7414	>25	16.2	15.4	16.3
Base Number (BN)	mg KOH/g	ASTM D2896		8.3	8.7	8.4
Visc @ 100°C	cSt	ASTM D445		13.2	13.2	13.1

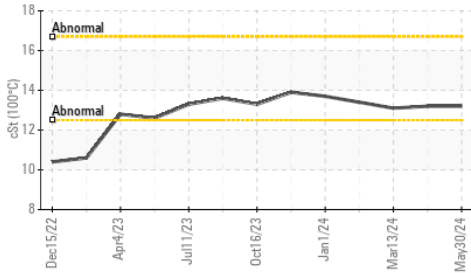
FT-IR (Direct Trend)



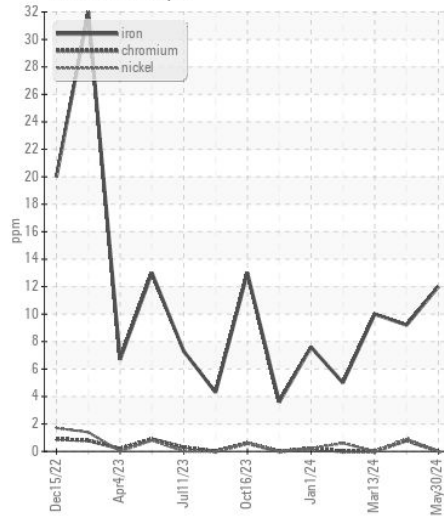
Base Number



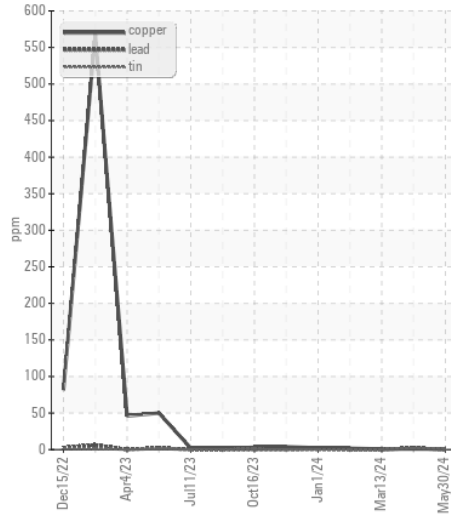
Viscosity @ 100°C



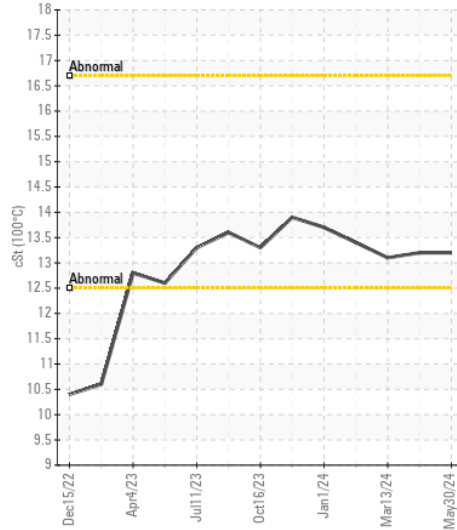
Ferrous Alloys



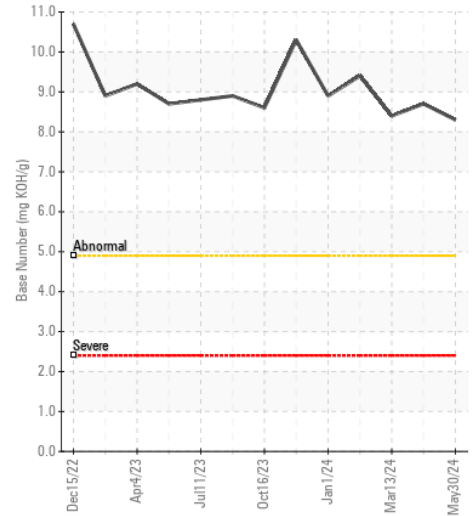
Non-ferrous Metals



Viscosity @ 100°C



Base Number



Certificate L2367

Laboratory : WearCheck USA - 501 Madison Ave., Cary, NC 27513

Sample No. : JR0213694

Lab Number : 06196386

Unique Number : 11058509

Test Package : CONST (Additional Tests: TBN)

Received : 31 May 2024

Tested : 03 Jun 2024

Diagnosed : 03 Jun 2024 - Wes Davis

To discuss this sample report, contact Customer Service at 1-800-237-1369.

* - Denotes test methods that are outside of the ISO 17025 scope of accreditation.

Statements of conformity to specifications are based on the simple acceptance decision rule (JCGM 106:2012)

JRE - GREENSBORO
411 SOUTH REGIONAL ROAD
GREENSBORO, NC
US 27409

Contact: NICK GALLAHER
NGALLAHER@JRENET.COM

T: (336)668-2762

F: (336)665-9556