



WEAR	NORMAL
CONTAMINATION	NORMAL
FLUID CONDITION	NORMAL

Machine Id
VOLVO VNR 2126904 (S/N 4V4WC9EH5MN600465)
 Component
Diesel Engine
 Fluid
PETRO CANADA DURON SHP 10W30 (--- QTS)

RECOMMENDATION

Resample at the next service interval to monitor.

Test	UOM	Method	Limit/Abn	Current	History1	History2
Sample Number		Client Info		PCA0094603	PCA0094632	PCA0094597
Sample Date		Client Info		23 May 2024	21 Mar 2024	22 Dec 2023
Machine Age	mls	Client Info		391414	368142	332180
Oil Age	mls	Client Info		23272	36282	39232
Filter Age	mls	Client Info		23272	36282	39232
Oil Changed		Client Info		Changed	Changed	Changed
Filter Changed		Client Info		Changed	Changed	Changed
Sample Status				NORMAL	NORMAL	NORMAL

WEAR

All component wear rates are normal.

Iron	ppm	ASTM D5185m	>100	22	27	26
Chromium	ppm	ASTM D5185m	>20	0	<1	<1
Nickel	ppm	ASTM D5185m	>2	0	1	2
Titanium	ppm	ASTM D5185m		0	0	0
Silver	ppm	ASTM D5185m	>2	0	0	0
Aluminum	ppm	ASTM D5185m	>25	1	1	<1
Lead	ppm	ASTM D5185m	>40	0	1	1
Copper	ppm	ASTM D5185m	>330	3	5	5
Tin	ppm	ASTM D5185m	>15	<1	<1	1
Vanadium	ppm	ASTM D5185m		0	<1	0
White Metal	scalar	*Visual	NONE	NONE	NONE	NONE
Yellow Metal	scalar	*Visual	NONE	NONE	NONE	NONE

CONTAMINATION

There is no indication of any contamination in the oil.

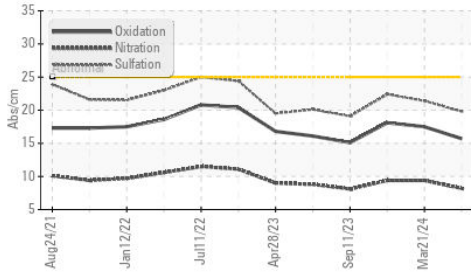
Silicon	ppm	ASTM D5185m	>25	3	4	4
Potassium	ppm	ASTM D5185m	>20	<1	2	1
Fuel		WC Method	>6.0	<1.0	<1.0	<1.0
Water		WC Method	>0.2	NEG	NEG	NEG
Glycol		WC Method		NEG	NEG	NEG
Soot %	%	*ASTM D7844	>3	0.4	0.6	0.6
Nitration	Abs/cm	*ASTM D7624	>20	8.2	9.4	9.4
Sulfation	Abs/.1mm	*ASTM D7415	>30	19.8	21.4	22.4
Silt	scalar	*Visual	NONE	NONE	NONE	NONE
Debris	scalar	*Visual	NONE	NONE	NONE	NONE
Sand/Dirt	scalar	*Visual	NONE	NONE	NONE	NONE
Appearance	scalar	*Visual	NORML	NORML	NORML	NORML
Odor	scalar	*Visual	NORML	NORML	NORML	NORML
Emulsified Water	scalar	*Visual	>0.2	NEG	NEG	NEG

FLUID CONDITION

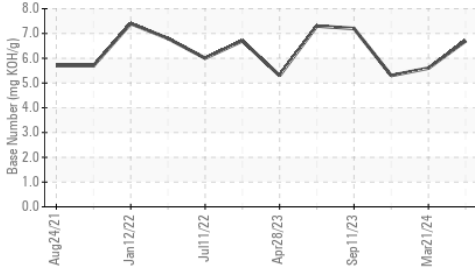
The BN result indicates that there is suitable alkalinity remaining in the oil. The condition of the oil is suitable for further service.

Sodium	ppm	ASTM D5185m		1	<1	<1
Boron	ppm	ASTM D5185m	2	3	<1	1
Barium	ppm	ASTM D5185m	0	0	0	0
Molybdenum	ppm	ASTM D5185m	50	61	59	66
Manganese	ppm	ASTM D5185m	0	<1	<1	<1
Magnesium	ppm	ASTM D5185m	950	956	970	1009
Calcium	ppm	ASTM D5185m	1050	1076	1161	1201
Phosphorus	ppm	ASTM D5185m	995	1066	861	1013
Zinc	ppm	ASTM D5185m	1180	1256	1275	1313
Sulfur	ppm	ASTM D5185m	2600	3206	3090	2752
Oxidation	Abs/.1mm	*ASTM D7414	>25	15.7	17.5	18.1
Base Number (BN)	mg KOH/g	ASTM D2896		6.7	5.6	5.3
Visc @ 100°C	cSt	ASTM D445	12.00	11.2	11.1	11.0

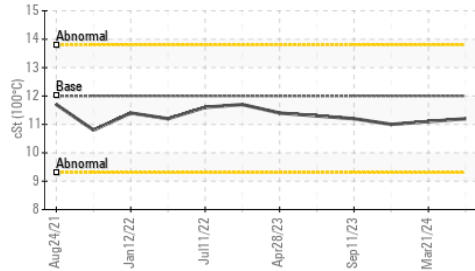
FT-IR (Direct Trend)



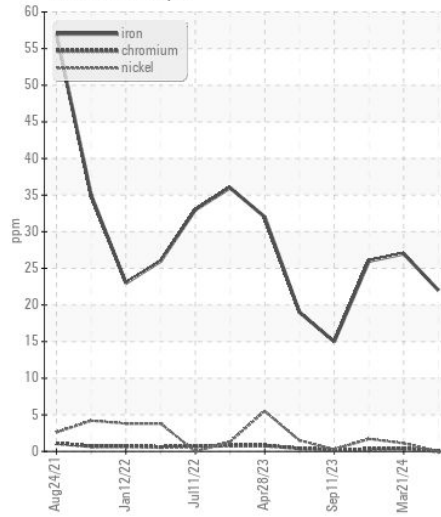
Base Number



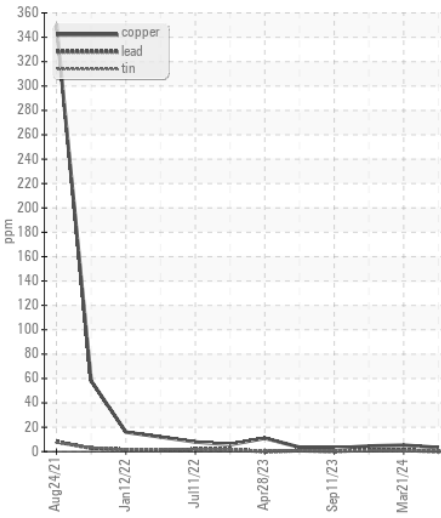
Viscosity @ 100°C



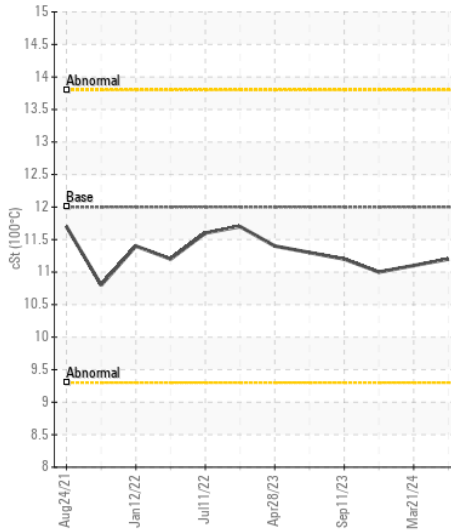
Ferrous Alloys



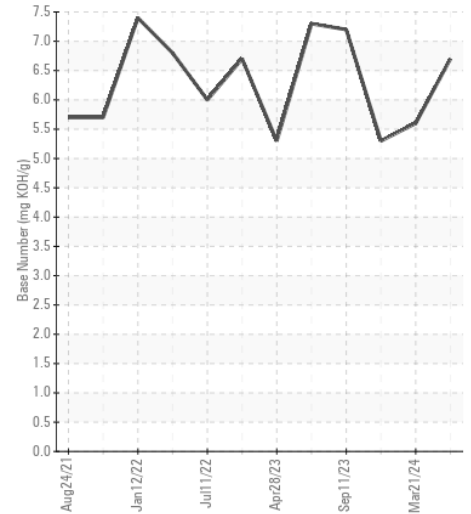
Non-ferrous Metals



Viscosity @ 100°C



Base Number



Certificate L2367

Laboratory : WearCheck USA - 501 Madison Ave., Cary, NC 27513
Sample No. : PCA0094603
Lab Number : 06196437
Unique Number : 11058560
Test Package : FLEET
Received : 31 May 2024
Tested : 03 Jun 2024
Diagnosed : 03 Jun 2024 - Wes Davis

PERDUE FARMS - WASHINGTON
 P.O. BOX 539
 WASHINGTON, IN
 US 47501
 Contact: DEREK RYAN
 derek.ryan@perdue.com
 T: (812)257-3023
 F:

To discuss this sample report, contact Customer Service at 1-800-237-1369.

* - Denotes test methods that are outside of the ISO 17025 scope of accreditation.

Statements of conformity to specifications are based on the simple acceptance decision rule (JCGM 106:2012)