



WEAR CHECK

OIL ANALYSIS REPORT

WEAR	NORMAL
CONTAMINATION	NORMAL
FLUID CONDITION	NORMAL

Machine Id

MAIN - NEW

Component

Front Diesel Engine

Fluid

CHEVRON DELO 400 MULTIGRADE 15W40 (44 QTS)

RECOMMENDATION

Resample at the next service interval to monitor. Please specify the component make and model with your next sample.

Test	UOM	Method	Limit/Abn	Current	History1	History2
Sample Number		Client Info		KL0011602	KL0011670	KL0011605
Sample Date		Client Info		29 Apr 2024	15 Apr 2024	31 Mar 2024
Machine Age	hrs	Client Info		19450	19240	19028
Oil Age	hrs	Client Info		500	500	250
Filter Age	hrs	Client Info		500	500	250
Oil Changed		Client Info		Changed	Changed	Not Changd
Filter Changed		Client Info		Changed	Changed	Not Changd
Sample Status				NORMAL	NORMAL	NORMAL

WEAR

All component wear rates are normal.

Iron	ppm	ASTM D5185m	>100	1	3	3
Chromium	ppm	ASTM D5185m	>20	0	<1	0
Nickel	ppm	ASTM D5185m	>4	0	1	0
Titanium	ppm	ASTM D5185m		2	2	2
Silver	ppm	ASTM D5185m	>3	0	<1	0
Aluminum	ppm	ASTM D5185m	>20	<1	2	<1
Lead	ppm	ASTM D5185m	>40	0	1	<1
Copper	ppm	ASTM D5185m	>330	<1	2	2
Tin	ppm	ASTM D5185m	>15	<1	1	<1
Vanadium	ppm	ASTM D5185m		0	<1	0
White Metal	scalar	*Visual	NONE	NONE	NONE	NONE
Yellow Metal	scalar	*Visual	NONE	NONE	NONE	NONE

CONTAMINATION

There is no indication of any contamination in the oil.

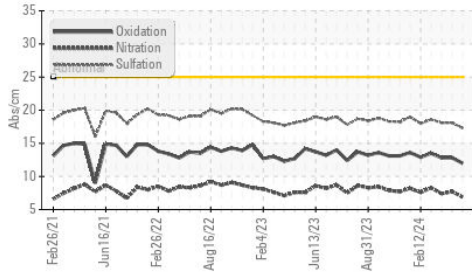
Silicon	ppm	ASTM D5185m	>25	5	6	4
Potassium	ppm	ASTM D5185m	>20	2	5	4
Fuel		WC Method	>5	<1.0	<1.0	<1.0
Water		WC Method	>0.2	NEG	NEG	NEG
Glycol		WC Method		NEG	NEG	NEG
Soot %	%	*ASTM D7844	>3	0.1	0.3	0.2
Nitration	Abs/cm	*ASTM D7624	>20	6.9	7.7	7.4
Sulfation	Abs/.1mm	*ASTM D7415	>30	17.3	18.1	18.1
Silt	scalar	*Visual	NONE	NONE	NONE	NONE
Debris	scalar	*Visual	NONE	NONE	NONE	NONE
Sand/Dirt	scalar	*Visual	NONE	NONE	NONE	NONE
Appearance	scalar	*Visual	NORML	NORML	NORML	NORML
Odor	scalar	*Visual	NORML	NORML	NORML	NORML
Emulsified Water	scalar	*Visual	>0.2	NEG	NEG	NEG

FLUID CONDITION

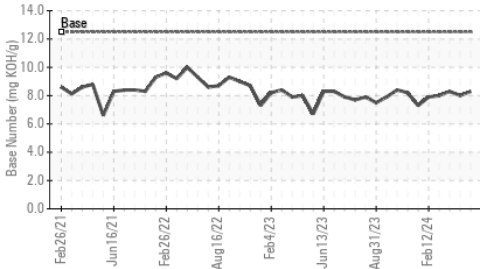
The BN result indicates that there is suitable alkalinity remaining in the oil. The condition of the oil is suitable for further service.

Sodium	ppm	ASTM D5185m		2	2	3
Boron	ppm	ASTM D5185m	151	101	95	113
Barium	ppm	ASTM D5185m	0.4	0	0	0
Molybdenum	ppm	ASTM D5185m	250	4	5	4
Manganese	ppm	ASTM D5185m		<1	1	<1
Magnesium	ppm	ASTM D5185m	0	756	737	756
Calcium	ppm	ASTM D5185m	2046	1326	1348	1349
Phosphorus	ppm	ASTM D5185m	1043	742	668	759
Zinc	ppm	ASTM D5185m	943	818	814	818
Sulfur	ppm	ASTM D5185m	5012	3414	3215	3562
Oxidation	Abs/.1mm	*ASTM D7414	>25	12.0	12.8	12.8
Base Number (BN)	mg KOH/g	ASTM D2896	12.5	8.3	8.0	8.3
Visc @ 100°C	cSt	ASTM D445	14.4	13.6	13.6	13.8

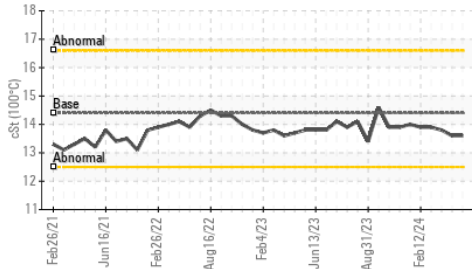
FT-IR (Direct Trend)



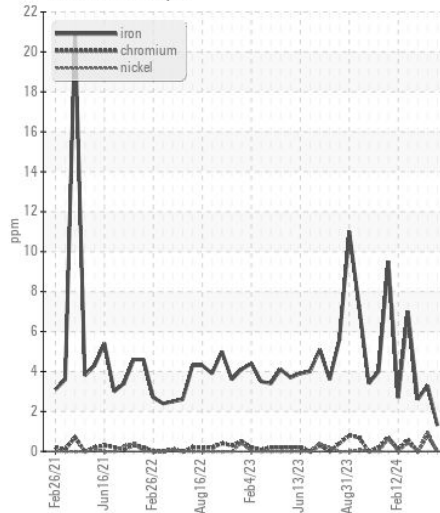
Base Number



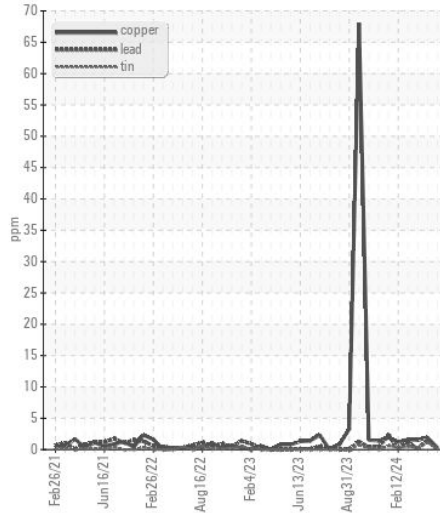
Viscosity @ 100°C



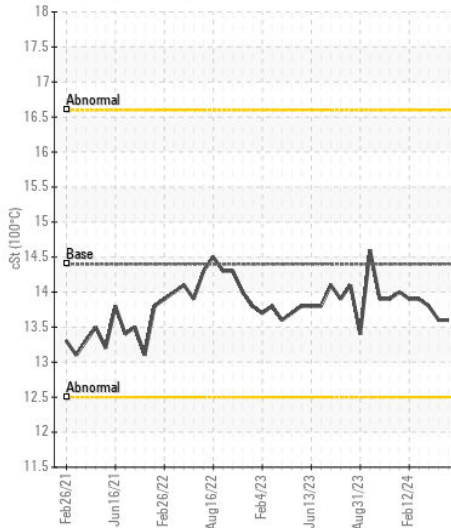
Ferrous Alloys



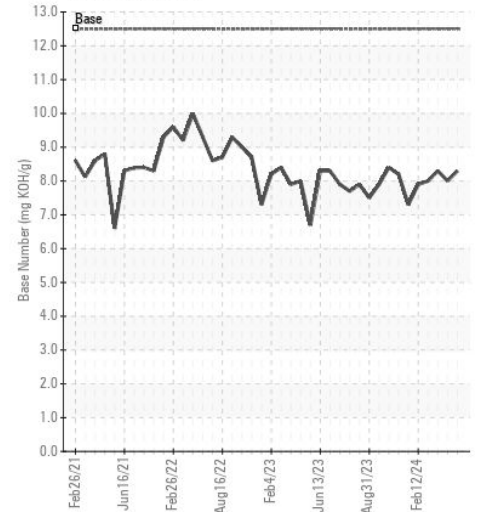
Non-ferrous Metals



Viscosity @ 100°C



Base Number



Certificate L2367

Laboratory : WearCheck USA - 501 Madison Ave., Cary, NC 27513

Sample No. : KL0011602

Lab Number : 06196451

Unique Number : 11058574

Test Package : FLEET

Received : 31 May 2024

Tested : 03 Jun 2024

Diagnosed : 03 Jun 2024 - Wes Davis

JUSTIN JOHNSON

222 BRUSH TRAIL

EDDYVILLE, OR

US 97393

Contact: JUSTIN JOHNSON

capelookout1@gmail.com

T: (541)272-2739

F:

To discuss this sample report, contact Customer Service at 1-800-237-1369.

* - Denotes test methods that are outside of the ISO 17025 scope of accreditation.

Statements of conformity to specifications are based on the simple acceptance decision rule (JCGM 106:2012)