



WEAR	NORMAL
CONTAMINATION	NORMAL
FLUID CONDITION	NORMAL

Machine Id
VOLVO VNR 26628 (S/N 4VHWP9EH9JN896041)

Component
Diesel Engine

Fluid
PETRO CANADA DURON SHP 10W30 (36 QTS)

RECOMMENDATION

Resample at the next service interval to monitor.

Test	UOM	Method	Limit/Abn	Current	History1	History2
Sample Number		Client Info		PCA0124266	PCA0118419	PCA0101164
Sample Date		Client Info		20 May 2024	11 Mar 2024	30 Aug 2023
Machine Age	mls	Client Info		550673	530779	491743
Oil Age	mls	Client Info		30000	20000	15000
Filter Age	mls	Client Info		30000	20000	15000
Oil Changed		Client Info		Changed	N/A	Changed
Filter Changed		Client Info		Changed	N/A	Changed
Sample Status				NORMAL	NORMAL	NORMAL

WEAR

All component wear rates are normal.

Iron	ppm	ASTM D5185m	>100	69	54	69
Chromium	ppm	ASTM D5185m	>20	<1	<1	1
Nickel	ppm	ASTM D5185m	>2	0	<1	<1
Titanium	ppm	ASTM D5185m		6	4	4
Silver	ppm	ASTM D5185m	>2	0	0	0
Aluminum	ppm	ASTM D5185m	>25	8	7	11
Lead	ppm	ASTM D5185m	>40	0	<1	5
Copper	ppm	ASTM D5185m	>330	9	10	10
Tin	ppm	ASTM D5185m	>15	0	<1	2
Vanadium	ppm	ASTM D5185m		0	<1	0
White Metal	scalar	*Visual	NONE	NONE	NONE	NONE
Yellow Metal	scalar	*Visual	NONE	NONE	NONE	NONE

CONTAMINATION

There is no indication of any contamination in the oil.

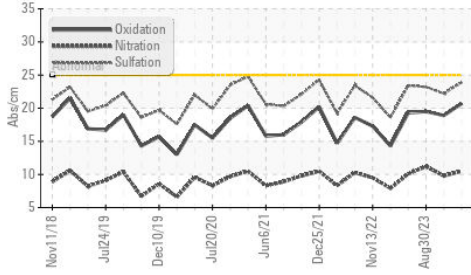
Silicon	ppm	ASTM D5185m	>25	4	7	6
Potassium	ppm	ASTM D5185m	>20	2	2	5
Fuel		WC Method	>6.0	<1.0	<1.0	<1.0
Water		WC Method	>0.2	NEG	NEG	NEG
Glycol		WC Method		NEG	NEG	NEG
Soot %	%	*ASTM D7844	>3	0.8	0.6	0.9
Nitration	Abs/cm	*ASTM D7624	>20	10.5	9.8	11.2
Sulfation	Abs/.1mm	*ASTM D7415	>30	23.9	22.2	23.2
Silt	scalar	*Visual	NONE	NONE	NONE	NONE
Debris	scalar	*Visual	NONE	NONE	NONE	NONE
Sand/Dirt	scalar	*Visual	NONE	NONE	NONE	NONE
Appearance	scalar	*Visual	NORML	NORML	NORML	NORML
Odor	scalar	*Visual	NORML	NORML	NORML	NORML
Emulsified Water	scalar	*Visual	>0.2	NEG	NEG	NEG

FLUID CONDITION

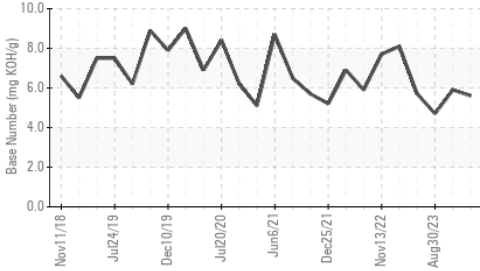
The BN result indicates that there is suitable alkalinity remaining in the oil. The condition of the oil is suitable for further service.

Sodium	ppm	ASTM D5185m		20	18	27
Boron	ppm	ASTM D5185m	2	0	4	0
Barium	ppm	ASTM D5185m	0	0	<1	0
Molybdenum	ppm	ASTM D5185m	50	55	53	54
Manganese	ppm	ASTM D5185m	0	1	<1	2
Magnesium	ppm	ASTM D5185m	950	896	802	905
Calcium	ppm	ASTM D5185m	1050	1227	1086	1151
Phosphorus	ppm	ASTM D5185m	995	996	848	936
Zinc	ppm	ASTM D5185m	1180	1225	1037	1253
Sulfur	ppm	ASTM D5185m	2600	3104	2790	3130
Oxidation	Abs/.1mm	*ASTM D7414	>25	20.7	18.9	19.5
Base Number (BN)	mg KOH/g	ASTM D2896		5.6	5.9	4.7
Visc @ 100°C	cSt	ASTM D445	12.00	11.0	10.9	10.5

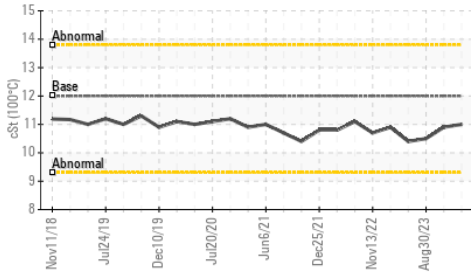
FT-IR (Direct Trend)



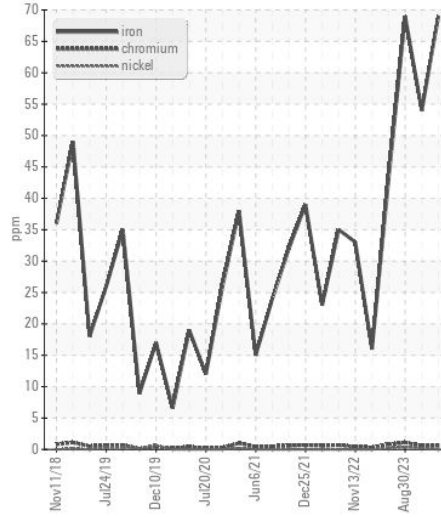
Base Number



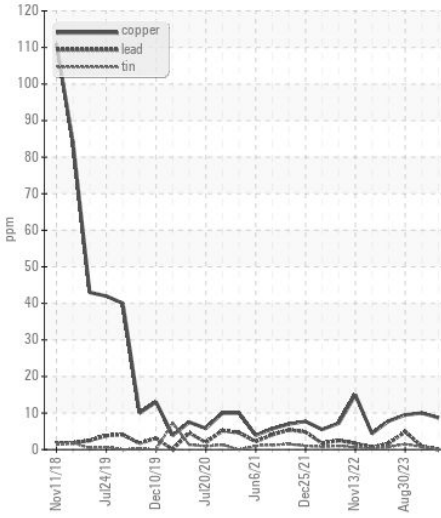
Viscosity @ 100°C



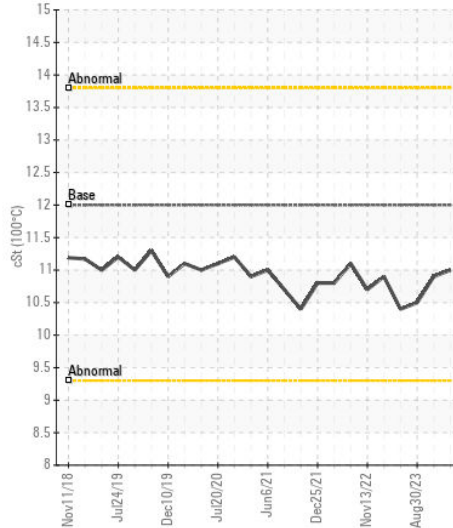
Ferrous Alloys



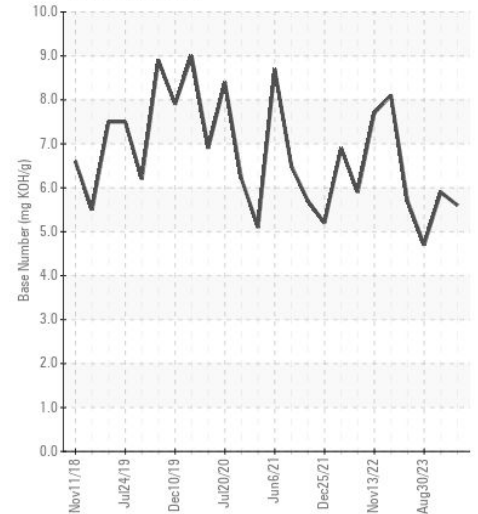
Non-ferrous Metals



Viscosity @ 100°C



Base Number



Certificate L2367

Laboratory : WearCheck USA - 501 Madison Ave., Cary, NC 27513

Sample No. : PCA0124266

Lab Number : 06197274

Unique Number : 11059397

Test Package : FLEET

Received : 03 Jun 2024

Tested : 03 Jun 2024

Diagnosed : 03 Jun 2024 - Wes Davis

PERDUE FARMS - SALISBURY

7036 ZION CHURCH ROAD

SALISBURY, MD

US 21802

Contact: RICHARD O'NEAL

richard.oneal@perdue.com

T: (410)543-3628

F: (410)341-2164

To discuss this sample report, contact Customer Service at 1-800-237-1369.

* - Denotes test methods that are outside of the ISO 17025 scope of accreditation.

Statements of conformity to specifications are based on the simple acceptance decision rule (JCGM 106:2012)