



WEAR	NORMAL
CONTAMINATION	NORMAL
FLUID CONDITION	NORMAL

Machine Id
2026821
 Component
Diesel Engine
 Fluid
PETRO CANADA DURON SHP 10W30 (--- QTS)

RECOMMENDATION

Resample at the next service interval to monitor. Please specify the component make and model with your next sample.

Test	UOM	Method	Limit/Abn	Current	History1	History2
Sample Number		Client Info		PCA0124263	PCA0114816	PCA0092434
Sample Date		Client Info		22 May 2024	29 Jan 2024	28 Apr 2023
Machine Age	mls	Client Info		298000	268330	0
Oil Age	mls	Client Info		40000	20000	40000
Filter Age	mls	Client Info		20000	20000	20000
Oil Changed		Client Info		Changed	Changed	Changed
Filter Changed		Client Info		Changed	Changed	Changed
Sample Status				NORMAL	NORMAL	NORMAL

WEAR

All component wear rates are normal.

Iron	ppm	ASTM D5185m	>100	17	26	33
Chromium	ppm	ASTM D5185m	>20	0	<1	<1
Nickel	ppm	ASTM D5185m	>4	0	3	3
Titanium	ppm	ASTM D5185m		22	1	15
Silver	ppm	ASTM D5185m	>3	0	0	<1
Aluminum	ppm	ASTM D5185m	>20	2	2	2
Lead	ppm	ASTM D5185m	>40	0	2	2
Copper	ppm	ASTM D5185m	>330	7	11	17
Tin	ppm	ASTM D5185m	>15	0	1	2
Vanadium	ppm	ASTM D5185m		<1	0	<1
White Metal	scalar	*Visual	NONE	NONE	NONE	NONE
Yellow Metal	scalar	*Visual	NONE	NONE	NONE	NONE

CONTAMINATION

There is no indication of any contamination in the oil.

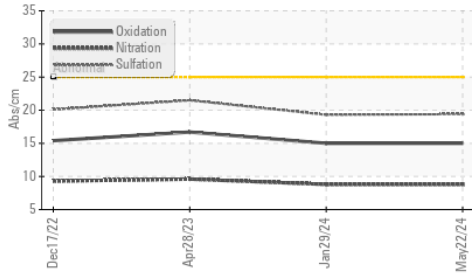
Silicon	ppm	ASTM D5185m	>25	2	5	5
Potassium	ppm	ASTM D5185m	>20	2	6	9
Fuel		WC Method	>5	<1.0	<1.0	<1.0
Water		WC Method	>0.2	NEG	NEG	NEG
Glycol		WC Method		NEG	NEG	NEG
Soot %	%	*ASTM D7844	>3	0.4	0.5	0.6
Nitration	Abs/cm	*ASTM D7624	>20	8.8	8.8	9.6
Sulfation	Abs/.1mm	*ASTM D7415	>30	19.4	19.3	21.5
Silt	scalar	*Visual	NONE	NONE	NONE	NONE
Debris	scalar	*Visual	NONE	NONE	NONE	NONE
Sand/Dirt	scalar	*Visual	NONE	NONE	NONE	NONE
Appearance	scalar	*Visual	NORML	NORML	NORML	NORML
Odor	scalar	*Visual	NORML	NORML	NORML	NORML
Emulsified Water	scalar	*Visual	>0.2	NEG	NEG	NEG

FLUID CONDITION

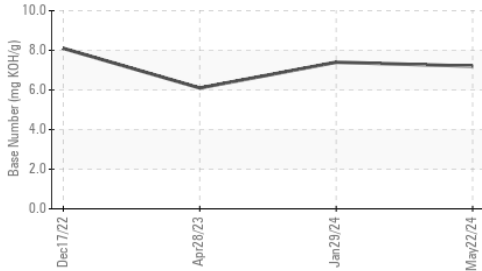
The BN result indicates that there is suitable alkalinity remaining in the oil. The condition of the oil is suitable for further service.

Sodium	ppm	ASTM D5185m		3	0	4
Boron	ppm	ASTM D5185m	2	2	4	4
Barium	ppm	ASTM D5185m	0	0	14	0
Molybdenum	ppm	ASTM D5185m	50	44	61	50
Manganese	ppm	ASTM D5185m	0	<1	1	<1
Magnesium	ppm	ASTM D5185m	950	780	879	837
Calcium	ppm	ASTM D5185m	1050	1306	1086	1186
Phosphorus	ppm	ASTM D5185m	995	1041	1026	903
Zinc	ppm	ASTM D5185m	1180	1189	1152	1199
Sulfur	ppm	ASTM D5185m	2600	3673	3492	3554
Oxidation	Abs/.1mm	*ASTM D7414	>25	15.0	15.0	16.7
Base Number (BN)	mg KOH/g	ASTM D2896		7.2	7.4	6.1
Visc @ 100°C	cSt	ASTM D445	12.00	11.0	11.0	10.9

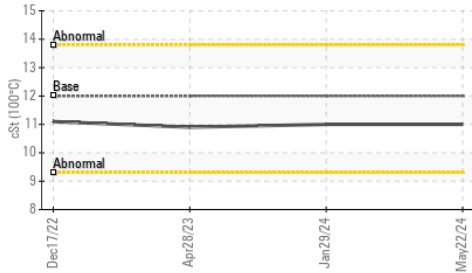
FT-IR (Direct Trend)



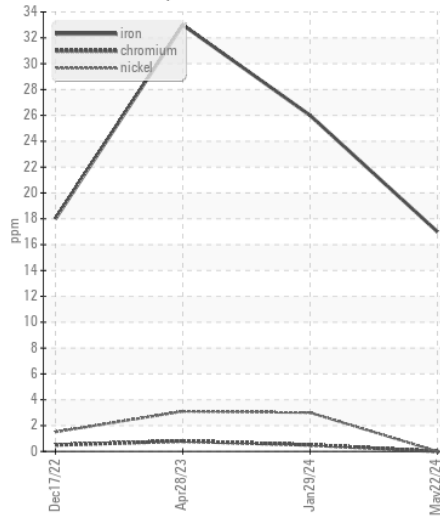
Base Number



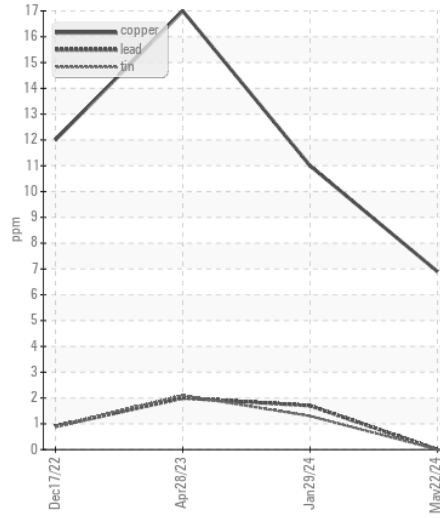
Viscosity @ 100°C



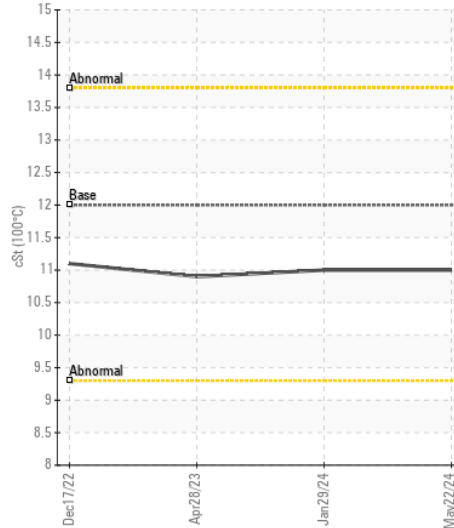
Ferrous Alloys



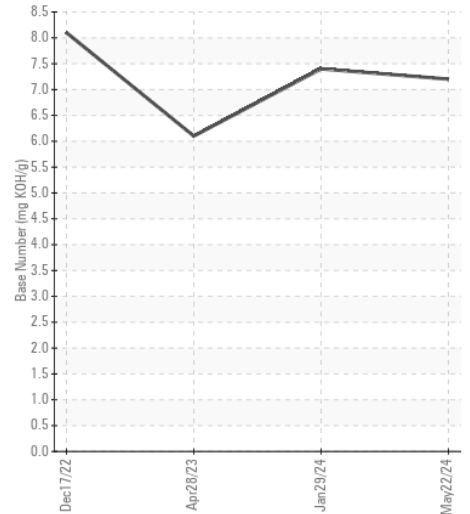
Non-ferrous Metals



Viscosity @ 100°C



Base Number



Certificate L2367

Laboratory : WearCheck USA - 501 Madison Ave., Cary, NC 27513

Sample No. : PCA0124263

Lab Number : 06197277

Unique Number : 11059400

Test Package : FLEET

Received : 03 Jun 2024

Tested : 03 Jun 2024

Diagnosed : 03 Jun 2024 - Wes Davis

PERDUE FARMS - SALISBURY

7036 ZION CHURCH ROAD

SALISBURY, MD

US 21802

Contact: RICHARD O'NEAL

richard.oneal@perdue.com

T: (410)543-3628

F: (410)341-2164

To discuss this sample report, contact Customer Service at 1-800-237-1369.

* - Denotes test methods that are outside of the ISO 17025 scope of accreditation.

Statements of conformity to specifications are based on the simple acceptance decision rule (JCGM 106:2012)