



WEAR	NORMAL
CONTAMINATION	NORMAL
FLUID CONDITION	NORMAL



Machine Id
911042
Component
Diesel Engine
Fluid
PETRO CANADA DURON SHP 15W40 (--- GAL)

RECOMMENDATION

Resample at the next service interval to monitor.

Test	UOM	Method	Limit/Abn	Current	History1	History2
Sample Number		Client Info		GFL0101010	GFL0101060	GFL0092806
Sample Date		Client Info		28 May 2024	15 Feb 2024	15 Nov 2023
Machine Age	mls	Client Info		67870	67870	67870
Oil Age	mls	Client Info		0	46540	46540
Filter Age	mls	Client Info		0	0	0
Oil Changed		Client Info		Not Chngd	N/A	N/A
Filter Changed		Client Info		Not Chngd	N/A	N/A
Sample Status				NORMAL	NORMAL	NORMAL

WEAR

Metal levels are typical for a new component breaking in.

Iron	ppm	ASTM D5185m	>120	1	17	10
Chromium	ppm	ASTM D5185m	>20	0	<1	<1
Nickel	ppm	ASTM D5185m	>5	0	<1	<1
Titanium	ppm	ASTM D5185m	>2	0	<1	0
Silver	ppm	ASTM D5185m	>2	0	0	0
Aluminum	ppm	ASTM D5185m	>20	2	1	2
Lead	ppm	ASTM D5185m	>40	0	<1	0
Copper	ppm	ASTM D5185m	>330	7	2	1
Tin	ppm	ASTM D5185m	>15	0	<1	<1
Vanadium	ppm	ASTM D5185m		0	0	0
White Metal	scalar	*Visual	NONE	NONE	NONE	NONE
Yellow Metal	scalar	*Visual	NONE	NONE	NONE	NONE

CONTAMINATION

There is no indication of any contamination in the oil.

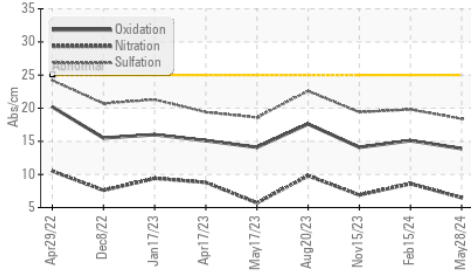
Silicon	ppm	ASTM D5185m	>25	<1	3	4
Potassium	ppm	ASTM D5185m	>20	2	0	4
Fuel		WC Method	>3.0	<1.0	<1.0	<1.0
Water		WC Method	>0.2	NEG	NEG	NEG
Glycol		WC Method		NEG	NEG	NEG
Soot %	%	*ASTM D7844	>4	0.3	0.9	0.7
Nitration	Abs/cm	*ASTM D7624	>20	6.5	8.6	6.9
Sulfation	Abs/.1mm	*ASTM D7415	>30	18.4	19.8	19.4
Silt	scalar	*Visual	NONE	NONE	NONE	NONE
Debris	scalar	*Visual	NONE	NONE	NONE	NONE
Sand/Dirt	scalar	*Visual	NONE	NONE	NONE	NONE
Appearance	scalar	*Visual	NORML	NORML	NORML	NORML
Odor	scalar	*Visual	NORML	NORML	NORML	NORML
Emulsified Water	scalar	*Visual	>0.2	NEG	NEG	NEG

FLUID CONDITION

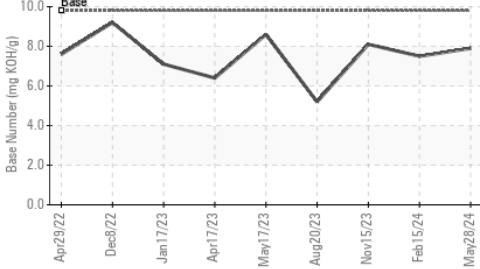
The BN result indicates that there is suitable alkalinity remaining in the oil. The condition of the oil is suitable for further service.

Sodium	ppm	ASTM D5185m		2	9	6
Boron	ppm	ASTM D5185m	0	0	<1	1
Barium	ppm	ASTM D5185m	0	0	0	0
Molybdenum	ppm	ASTM D5185m	60	59	60	67
Manganese	ppm	ASTM D5185m	0	<1	<1	<1
Magnesium	ppm	ASTM D5185m	1010	912	898	1055
Calcium	ppm	ASTM D5185m	1070	1051	1023	1169
Phosphorus	ppm	ASTM D5185m	1150	1011	927	1065
Zinc	ppm	ASTM D5185m	1270	1195	1117	1354
Sulfur	ppm	ASTM D5185m	2060	3386	2452	3187
Oxidation	Abs/.1mm	*ASTM D7414	>25	13.9	15.1	14.1
Base Number (BN)	mg KOH/g	ASTM D2896	9.8	7.9	7.5	8.1
Visc @ 100°C	cSt	ASTM D445	15.4	13.4	13.6	13.5

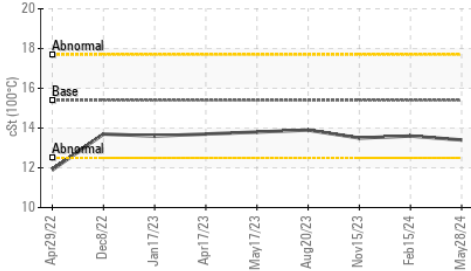
FT-IR (Direct Trend)



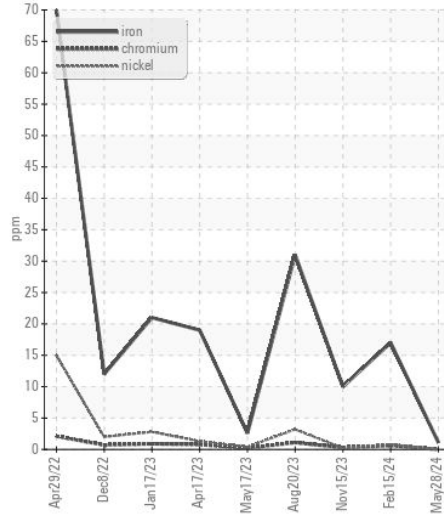
Base Number



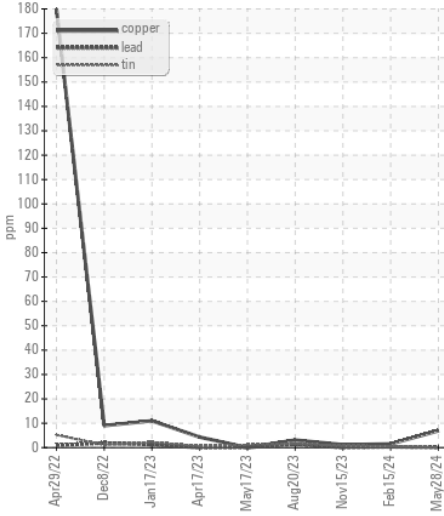
Viscosity @ 100°C



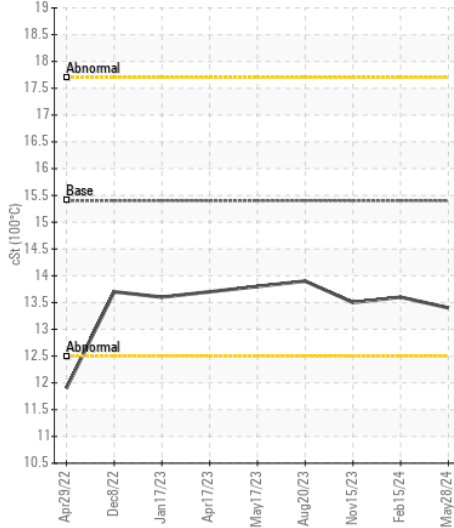
Ferrous Alloys



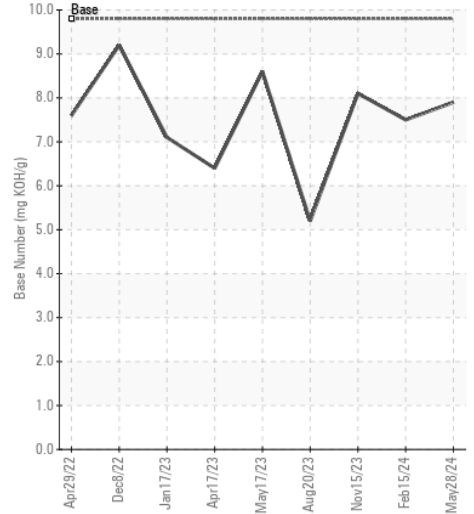
Non-ferrous Metals



Viscosity @ 100°C



Base Number



Certificate L2367

Laboratory : WearCheck USA - 501 Madison Ave., Cary, NC 27513
Sample No. : GFL0101010 **Received** : 03 Jun 2024
Lab Number : 06197280 **Tested** : 03 Jun 2024
Unique Number : 11059403 **Diagnosed** : 03 Jun 2024 - Wes Davis
Test Package : FLEET

GFL Environmental - 455 - Flint
 2051 W. Bristol Rd
 Flint Township, MI
 US 48507
 Contact: MARK WOMBLE
 mwomble@gflenv.com
 T: (586)825-9514
 F:

To discuss this sample report, contact Customer Service at 1-800-237-1369.

* - Denotes test methods that are outside of the ISO 17025 scope of accreditation.

Statements of conformity to specifications are based on the simple acceptance decision rule (JCGM 106:2012)