



WEAR	ABNORMAL
CONTAMINATION	NORMAL
FLUID CONDITION	NORMAL



Machine Id
443000
Component
Natural Gas Engine
Fluid
PETRO CANADA DURON GEO LD 15W40 (--- LTR)

RECOMMENDATION

No corrective action is recommended at this time. Resample at the next service interval to monitor.

Test	UOM	Method	Limit/Abn	Current	History1	History2
Sample Number		Client Info		GFL0120156	GFL0117236	GFL0114089
Sample Date		Client Info		30 May 2024	30 Apr 2024	18 Mar 2024
Machine Age	hrs	Client Info		7166	7019	6886
Oil Age	hrs	Client Info		0	0	0
Filter Age	hrs	Client Info		0	0	0
Oil Changed		Client Info		Not Changed	Not Changed	Not Changed
Filter Changed		Client Info		Not Changed	Not Changed	Not Changed
Sample Status				ABNORMAL	NORMAL	NORMAL

WEAR

The iron level is abnormal. All other component wear rates are normal.

Iron	ppm	ASTM D5185m	>50	▲ 54	13	14
Chromium	ppm	ASTM D5185m	>4	2	0	<1
Nickel	ppm	ASTM D5185m	>2	0	0	0
Titanium	ppm	ASTM D5185m		0	0	0
Silver	ppm	ASTM D5185m	>3	0	0	0
Aluminum	ppm	ASTM D5185m	>9	3	0	2
Lead	ppm	ASTM D5185m	>30	0	3	1
Copper	ppm	ASTM D5185m	>35	<1	0	11
Tin	ppm	ASTM D5185m	>4	0	<1	0
Vanadium	ppm	ASTM D5185m		0	0	0
White Metal	scalar	*Visual	NONE	NONE	NONE	NONE
Yellow Metal	scalar	*Visual	NONE	NONE	NONE	NONE

CONTAMINATION

There is no indication of any contamination in the oil.

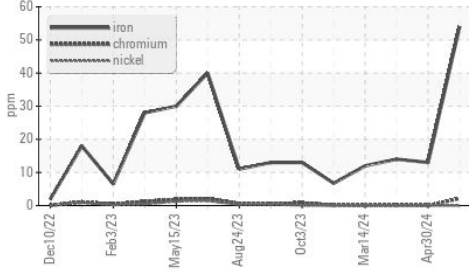
Silicon	ppm	ASTM D5185m	>+100	12	3	5
Potassium	ppm	ASTM D5185m	>20	<1	0	0
Water		WC Method	>0.1	NEG	NEG	NEG
Soot %	%	*ASTM D7844		0.1	0.1	0.1
Nitration	Abs/cm	*ASTM D7624	>20	7.4	10.8	10.9
Sulfation	Abs/.1mm	*ASTM D7415	>30	20.1	22.3	18.7
Silt	scalar	*Visual	NONE	NONE	NONE	NONE
Debris	scalar	*Visual	NONE	NONE	NONE	NONE
Sand/Dirt	scalar	*Visual	NONE	NONE	NONE	NONE
Appearance	scalar	*Visual	NORML	NORML	NORML	NORML
Odor	scalar	*Visual	NORML	NORML	NORML	NORML
Emulsified Water	scalar	*Visual	>0.1	NEG	NEG	NEG

FLUID CONDITION

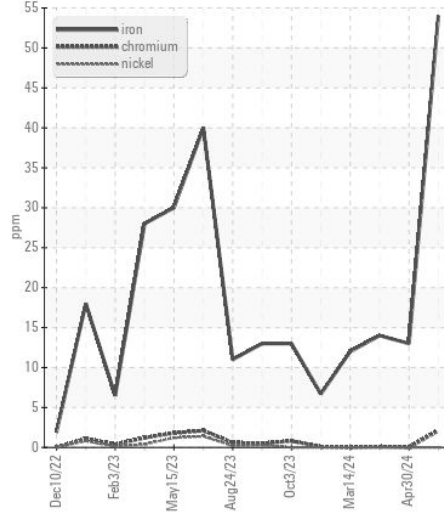
The BN result indicates that there is suitable alkalinity remaining in the oil. The condition of the oil is suitable for further service.

Sodium	ppm	ASTM D5185m		5	6	4
Boron	ppm	ASTM D5185m	50	28	10	14
Barium	ppm	ASTM D5185m	5	0	0	0
Molybdenum	ppm	ASTM D5185m	50	53	62	55
Manganese	ppm	ASTM D5185m	0	<1	0	0
Magnesium	ppm	ASTM D5185m	560	604	644	548
Calcium	ppm	ASTM D5185m	1510	1705	2053	1698
Phosphorus	ppm	ASTM D5185m	780	932	898	843
Zinc	ppm	ASTM D5185m	870	1034	1237	1023
Sulfur	ppm	ASTM D5185m	2040	3052	3505	3016
Oxidation	Abs/.1mm	*ASTM D7414	>25	15.7	17.9	17.8
Base Number (BN)	mg KOH/g	ASTM D2896	10.2	8.2	4.4	6.3
Visc @ 100°C	cSt	ASTM D445	15.1	14.3	14.3	13.82

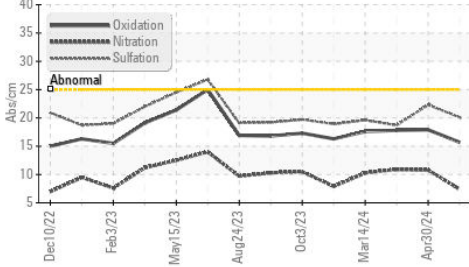
▲ Ferrous Alloys



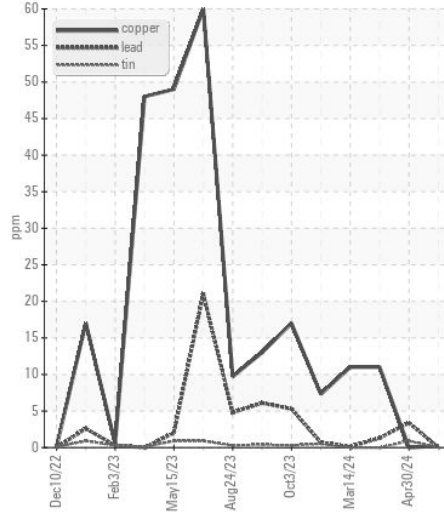
▲ Ferrous Alloys



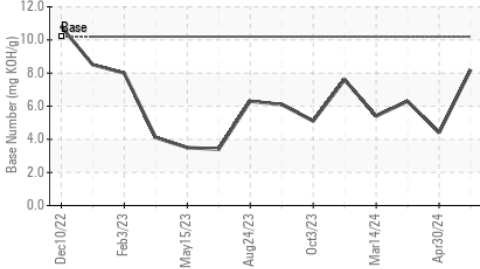
FT-IR (Direct Trend)



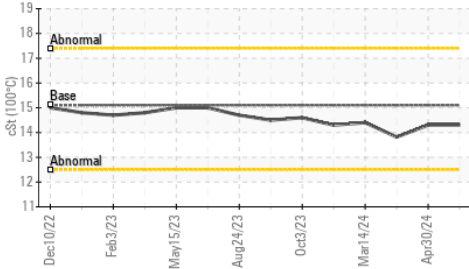
Non-ferrous Metals



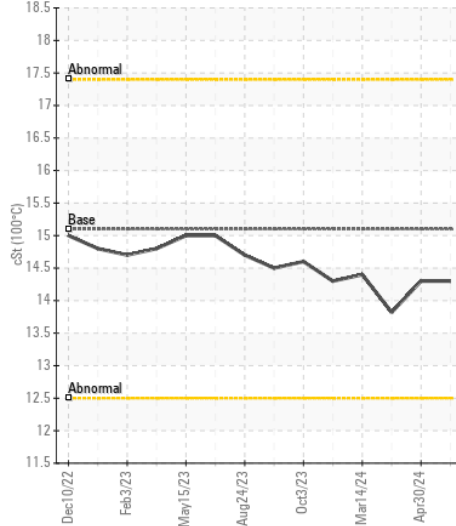
Base Number



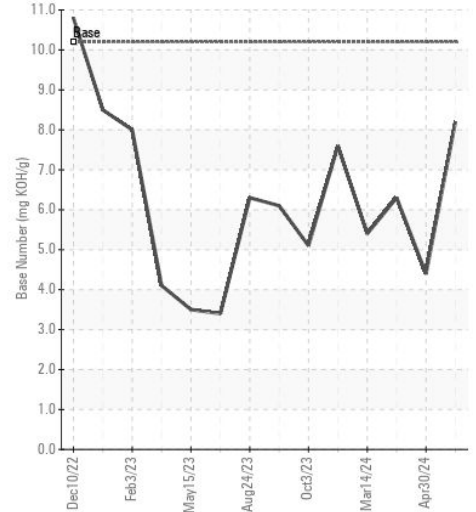
Viscosity @ 100°C



Viscosity @ 100°C



Base Number



Certificate L2367

Laboratory : WearCheck USA - 501 Madison Ave., Cary, NC 27513
Sample No. : GFL0120156
Lab Number : 06197306
Unique Number : 11059429
Test Package : FLEET

Received : 03 Jun 2024
Tested : 03 Jun 2024
Diagnosed : 04 Jun 2024 - Sean Felton

GFL Environmental - 836 - Kansas City Hauling
 7801 East Truman Road
 Kansas City, MO
 US 64126
 Contact: Loyce Stewart
 loyce.stewart@gflenv.com

To discuss this sample report, contact Customer Service at 1-800-237-1369.

* - Denotes test methods that are outside of the ISO 17025 scope of accreditation.

Statements of conformity to specifications are based on the simple acceptance decision rule (JCGM 106:2012)

T:
F: