



WEAR **NORMAL**

CONTAMINATION **NORMAL**

FLUID CONDITION **NORMAL**

OIL ANALYSIS REPORT

Area

(JD476675) {UNASSIGNED}

Machine Id

PETERBILT 8464113

Component

Diesel Engine

Fluid

MOBIL DELVAC 1300 SUPER15W40 (46 QTS)

RECOMMENDATION

Resample at the next service interval to monitor.

Test	UOM	Method	Limit/Abn	Current	History1	History2
Sample Number		Client Info		RPL0021060	RPL0017923	RPL0016796
Sample Date		Client Info		23 May 2024	23 Feb 2024	01 Dec 2023
Machine Age	mls	Client Info		166750	160701	155121
Oil Age	mls	Client Info		24199	5580	12564
Filter Age	mls	Client Info		24199	5580	12564
Oil Changed		Client Info		Changed	Not Changd	Not Changd
Filter Changed		Client Info		Changed	Not Changd	Not Changd
Sample Status				NORMAL	NORMAL	NORMAL

WEAR

All component wear rates are normal.

Iron	ppm	ASTM D5185m	>100	71	50	43
Chromium	ppm	ASTM D5185m	>20	<1	<1	<1
Nickel	ppm	ASTM D5185m	>4	<1	<1	0
Titanium	ppm	ASTM D5185m		<1	0	0
Silver	ppm	ASTM D5185m	>3	0	<1	0
Aluminum	ppm	ASTM D5185m	>20	9	7	4
Lead	ppm	ASTM D5185m	>40	<1	0	0
Copper	ppm	ASTM D5185m	>330	6	4	3
Tin	ppm	ASTM D5185m	>15	<1	<1	0
Vanadium	ppm	ASTM D5185m		<1	<1	0
White Metal	scalar	*Visual	NONE	NONE	NONE	NONE
Yellow Metal	scalar	*Visual	NONE	NONE	NONE	NONE

CONTAMINATION

There is no indication of any contamination in the oil.

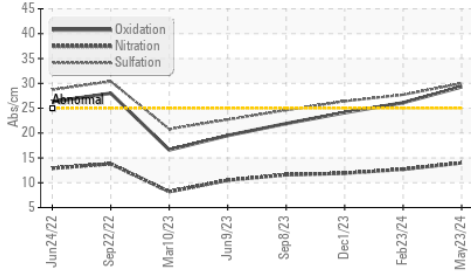
Silicon	ppm	ASTM D5185m	>25	14	11	10
Potassium	ppm	ASTM D5185m	>20	16	10	7
Fuel		WC Method	>5	<1.0	<1.0	<1.0
Water		WC Method	>0.2	NEG	NEG	NEG
Glycol		WC Method		NEG	NEG	NEG
Soot %	%	*ASTM D7844	>3	1.1	0.9	0.8
Nitration	Abs/cm	*ASTM D7624	>20	14.0	12.7	11.9
Sulfation	Abs/.1mm	*ASTM D7415	>30	30.0	27.7	26.4
Silt	scalar	*Visual	NONE	NONE	NONE	NONE
Debris	scalar	*Visual	NONE	NONE	NONE	NONE
Sand/Dirt	scalar	*Visual	NONE	NONE	NONE	NONE
Appearance	scalar	*Visual	NORML	NORML	NORML	NORML
Odor	scalar	*Visual	NORML	NORML	NORML	NORML
Emulsified Water	scalar	*Visual	>0.2	NEG	NEG	NEG

FLUID CONDITION

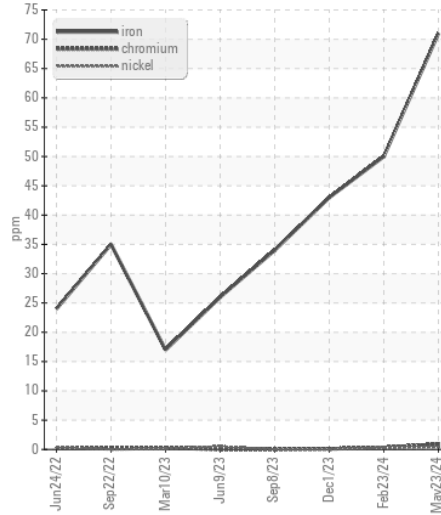
The BN result indicates that there is suitable alkalinity remaining in the oil. The condition of the oil is suitable for further service.

Sodium	ppm	ASTM D5185m		3	2	2
Boron	ppm	ASTM D5185m	0	4	8	6
Barium	ppm	ASTM D5185m	0	0	0	0
Molybdenum	ppm	ASTM D5185m	0	73	68	67
Manganese	ppm	ASTM D5185m		<1	1	<1
Magnesium	ppm	ASTM D5185m	0	987	987	973
Calcium	ppm	ASTM D5185m		1167	1157	1167
Phosphorus	ppm	ASTM D5185m		1092	1120	915
Zinc	ppm	ASTM D5185m		1305	1354	1233
Sulfur	ppm	ASTM D5185m		3019	3021	3044
Oxidation	Abs/.1mm	*ASTM D7414	>25	29.3	26.1	24.1
Base Number (BN)	mg KOH/g	ASTM D2896	9.4	4.4	5.1	5.6
Visc @ 100°C	cSt	ASTM D445	14	15.2	14.7	14.6

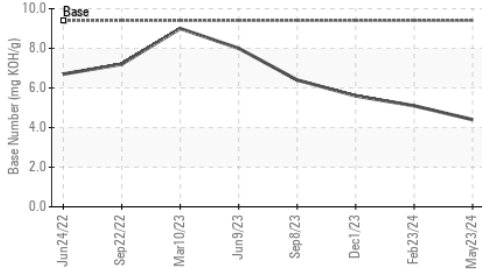
FT-IR (Direct Trend)



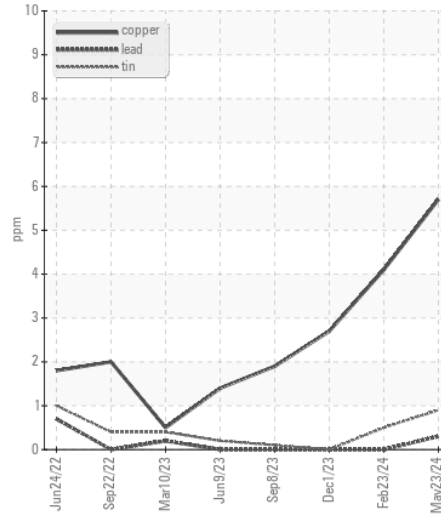
Ferrous Alloys



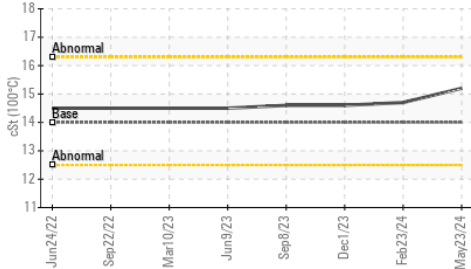
Base Number



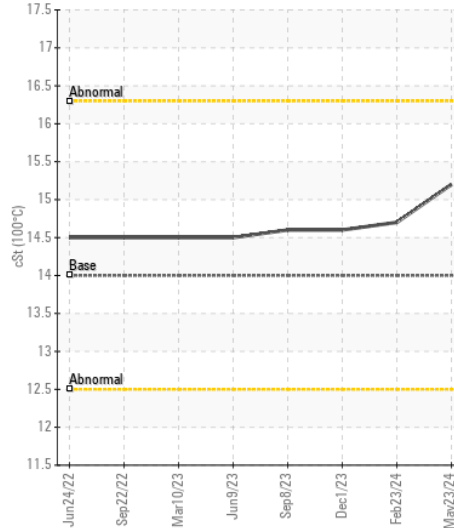
Non-ferrous Metals



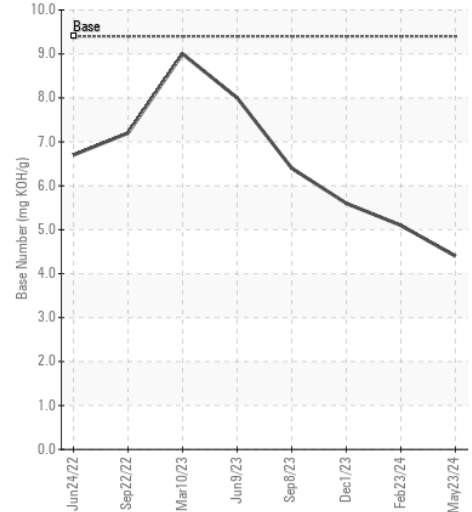
Viscosity @ 100°C



Viscosity @ 100°C



Base Number



Certificate L2367

Laboratory : WearCheck USA - 501 Madison Ave., Cary, NC 27513
Sample No. : RPL0021060
Lab Number : 06197348
Unique Number : 11059471
Test Package : FLEET

RTL PACLEASE - 7006 - Pico Rivera
 7837 Telegraph Rd
 Pico Rivera, CA
 US 90660
 Contact: GERARDO CARROLA
 carrolag@rushenterprises.com

To discuss this sample report, contact Customer Service at 1-800-237-1369.

* - Denotes test methods that are outside of the ISO 17025 scope of accreditation.

Statements of conformity to specifications are based on the simple acceptance decision rule (JCGM 106:2012)

T:
F: