



WEAR	NORMAL
CONTAMINATION	NORMAL
FLUID CONDITION	NORMAL

Machine Id
JOHN DEERE 136
 Component
Diesel Engine
 Fluid
MOBIL 15W40 (--- QTS)

RECOMMENDATION

Resample at the next service interval to monitor.

Test	UOM	Method	Limit/Abn	Current	History1	History2
Sample Number		Client Info		JR0189716	JR0189882	JR0189725
Sample Date		Client Info		29 Apr 2024	12 Mar 2024	18 Jan 2024
Machine Age	hrs	Client Info		3505	3028	2545
Oil Age	hrs	Client Info		505	520	545
Filter Age	hrs	Client Info		505	520	545
Oil Changed		Client Info		N/A	Changed	Changed
Filter Changed		Client Info		N/A	Changed	Changed
Sample Status				NORMAL	NORMAL	NORMAL

WEAR

All component wear rates are normal.

Iron	ppm	ASTM D5185m	>51	10	11	8
Chromium	ppm	ASTM D5185m	>11	<1	0	<1
Nickel	ppm	ASTM D5185m	>5	<1	0	<1
Titanium	ppm	ASTM D5185m		<1	0	0
Silver	ppm	ASTM D5185m	>3	0	0	0
Aluminum	ppm	ASTM D5185m	>31	2	2	1
Lead	ppm	ASTM D5185m	>26	0	0	0
Copper	ppm	ASTM D5185m	>26	<1	<1	1
Tin	ppm	ASTM D5185m	>4	<1	<1	<1
Vanadium	ppm	ASTM D5185m		0	0	<1
White Metal	scalar	*Visual	NONE	NONE	NONE	NONE
Yellow Metal	scalar	*Visual	NONE	NONE	NONE	NONE

CONTAMINATION

There is no indication of any contamination in the oil.

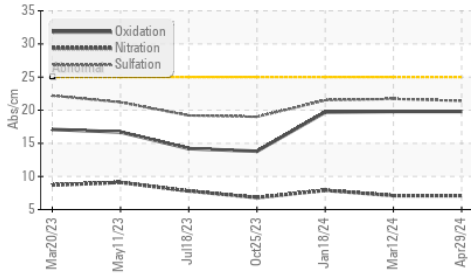
Silicon	ppm	ASTM D5185m	>22	4	4	4
Potassium	ppm	ASTM D5185m	>20	4	2	2
Fuel		WC Method	>2.1	<1.0	<1.0	0.8
Water		WC Method	>0.21	NEG	NEG	NEG
Glycol		WC Method		NEG	NEG	NEG
Soot %	%	*ASTM D7844	>3	0.2	0.2	0.3
Nitration	Abs/cm	*ASTM D7624	>20	7.1	7.1	7.9
Sulfation	Abs/.1mm	*ASTM D7415	>30	21.4	21.7	21.5
Silt	scalar	*Visual	NONE	NONE	NONE	NONE
Debris	scalar	*Visual	NONE	NONE	NONE	NONE
Sand/Dirt	scalar	*Visual	NONE	NONE	NONE	NONE
Appearance	scalar	*Visual	NORML	NORML	NORML	NORML
Odor	scalar	*Visual	NORML	NORML	NORML	NORML
Emulsified Water	scalar	*Visual	>0.21	NEG	NEG	NEG

FLUID CONDITION

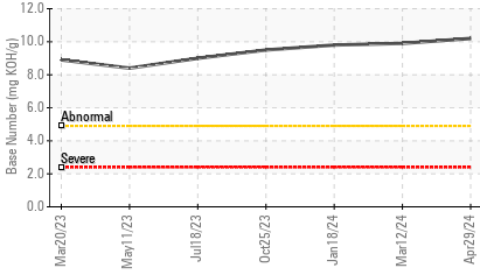
The BN result indicates that there is suitable alkalinity remaining in the oil. The condition of the oil is suitable for further service.

Sodium	ppm	ASTM D5185m	>118	1	3	2
Boron	ppm	ASTM D5185m		48	42	28
Barium	ppm	ASTM D5185m		0	0	0
Molybdenum	ppm	ASTM D5185m		45	40	38
Manganese	ppm	ASTM D5185m		<1	<1	0
Magnesium	ppm	ASTM D5185m		518	535	554
Calcium	ppm	ASTM D5185m		1688	1666	1548
Phosphorus	ppm	ASTM D5185m		1012	969	967
Zinc	ppm	ASTM D5185m		1187	1143	1097
Sulfur	ppm	ASTM D5185m		3374	3473	2917
Oxidation	Abs/.1mm	*ASTM D7414	>25	19.8	19.8	19.7
Base Number (BN)	mg KOH/g	ASTM D2896		10.2	9.9	9.8
Visc @ 100°C	cSt	ASTM D445		12.7	12.6	12.4

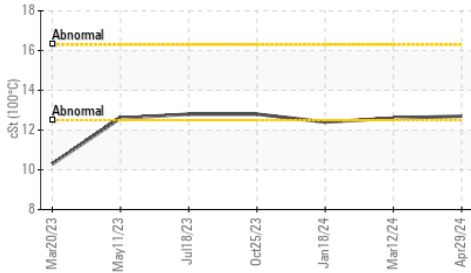
FT-IR (Direct Trend)



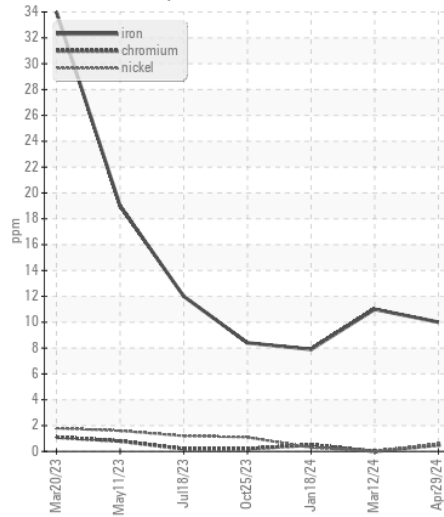
Base Number



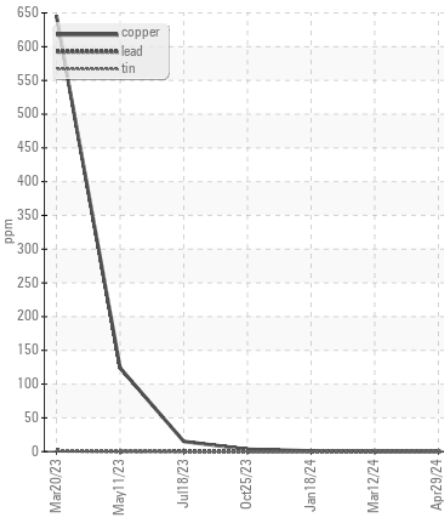
Viscosity @ 100°C



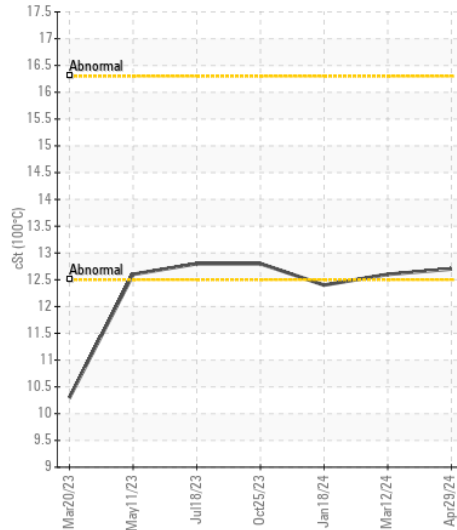
Ferrous Alloys



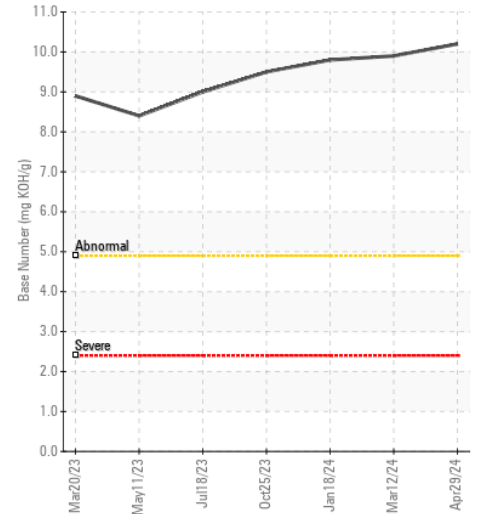
Non-ferrous Metals



Viscosity @ 100°C



Base Number



Certificate L2367

Laboratory : WearCheck USA - 501 Madison Ave., Cary, NC 27513
 Sample No. : JR0189716 Received : 03 Jun 2024
 Lab Number : 06197473 Tested : 04 Jun 2024
 Unique Number : 11059596 Diagnosed : 04 Jun 2024 - Wes Davis
 Test Package : CONST (Additional Tests: TBN)

THE SCOTTS COMPANY
 3175 BRIGHT LEAF RD
 LAWRENCEVILLE, VA
 US 23868
 Contact: REX WATSON

To discuss this sample report, contact Customer Service at 1-800-237-1369.

* - Denotes test methods that are outside of the ISO 17025 scope of accreditation.

Statements of conformity to specifications are based on the simple acceptance decision rule (JCGM 106:2012)

T: (434)848-2727

F: (434)848-2250