



WEAR	NORMAL
CONTAMINATION	NORMAL
FLUID CONDITION	NORMAL



Machine Id
JOHN DEERE 300D 1DW300DXJEE660577
Component
Diesel Engine
Fluid
JOHN DEERE ENGINE OIL PLUS 50 II 15W40 (8 GAL)

RECOMMENDATION

Resample at the next service interval to monitor.

Test	UOM	Method	Limit/Abn	Current	History1	History2
Sample Number		Client Info		JR0213708	JR0187026	JR0157875
Sample Date		Client Info		13 Jun 2024	02 Nov 2023	16 Mar 2023
Machine Age	hrs	Client Info		8984	8476	8026
Oil Age	hrs	Client Info		0	0	0
Filter Age	hrs	Client Info		0	0	0
Oil Changed		Client Info		N/A	N/A	N/A
Filter Changed		Client Info		N/A	N/A	N/A
Sample Status				NORMAL	NORMAL	NORMAL

WEAR

All component wear rates are normal.

Iron	ppm	ASTM D5185m	>51	12	11	15
Chromium	ppm	ASTM D5185m	>11	<1	<1	<1
Nickel	ppm	ASTM D5185m	>5	<1	0	<1
Titanium	ppm	ASTM D5185m		<1	<1	<1
Silver	ppm	ASTM D5185m	>3	0	0	0
Aluminum	ppm	ASTM D5185m	>31	4	2	3
Lead	ppm	ASTM D5185m	>26	<1	0	<1
Copper	ppm	ASTM D5185m	>26	<1	<1	<1
Tin	ppm	ASTM D5185m	>4	<1	0	0
Vanadium	ppm	ASTM D5185m		0	<1	<1
White Metal	scalar	*Visual	NONE	NONE	NONE	NONE
Yellow Metal	scalar	*Visual	NONE	NONE	NONE	NONE

CONTAMINATION

There is no indication of any contamination in the oil.

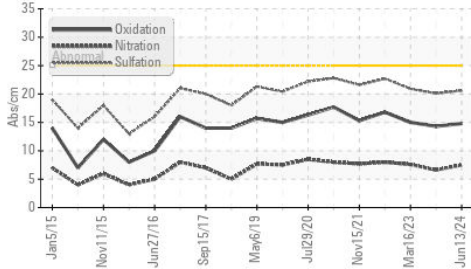
Silicon	ppm	ASTM D5185m	>22	7	8	5
Potassium	ppm	ASTM D5185m	>20	2	0	3
Fuel		WC Method	>2.1	<1.0	<1.0	<1.0
Water		WC Method	>0.21	NEG	NEG	NEG
Glycol		WC Method		NEG	NEG	NEG
Soot %	%	*ASTM D7844	>3	0.2	0.2	0.3
Nitration	Abs/cm	*ASTM D7624	>20	7.5	6.6	7.6
Sulfation	Abs/.1mm	*ASTM D7415	>30	20.6	20.1	20.9
Silt	scalar	*Visual	NONE	NONE	NONE	NONE
Debris	scalar	*Visual	NONE	NONE	NONE	NONE
Sand/Dirt	scalar	*Visual	NONE	NONE	NONE	NONE
Appearance	scalar	*Visual	NORML	NORML	NORML	NORML
Odor	scalar	*Visual	NORML	NORML	NORML	NORML
Emulsified Water	scalar	*Visual	>0.21	NEG	NEG	NEG

FLUID CONDITION

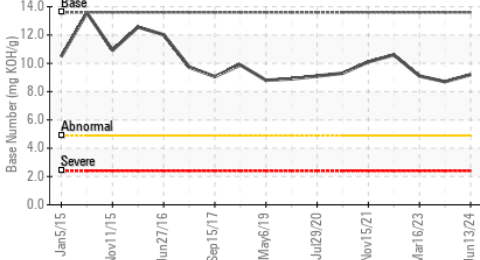
The BN result indicates that there is suitable alkalinity remaining in the oil. The condition of the oil is suitable for further service.

Sodium	ppm	ASTM D5185m	>31	7	3	<1
Boron	ppm	ASTM D5185m		268	201	240
Barium	ppm	ASTM D5185m		0	0	3
Molybdenum	ppm	ASTM D5185m		253	177	256
Manganese	ppm	ASTM D5185m		0	<1	<1
Magnesium	ppm	ASTM D5185m		788	624	753
Calcium	ppm	ASTM D5185m		1404	1675	1462
Phosphorus	ppm	ASTM D5185m		805	803	879
Zinc	ppm	ASTM D5185m		1065	1026	1068
Sulfur	ppm	ASTM D5185m		3192	2838	2926
Oxidation	Abs/.1mm	*ASTM D7414	>25	14.8	14.3	15.0
Base Number (BN)	mg KOH/g	ASTM D2896	13.6	9.2	8.7	9.1
Visc @ 100°C	cSt	ASTM D445	15.4	13.5	12.9	13.8

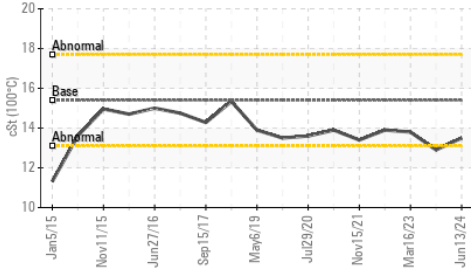
FT-IR (Direct Trend)



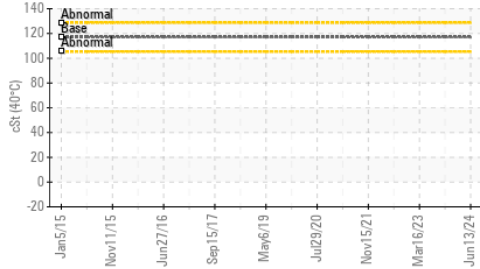
Base Number



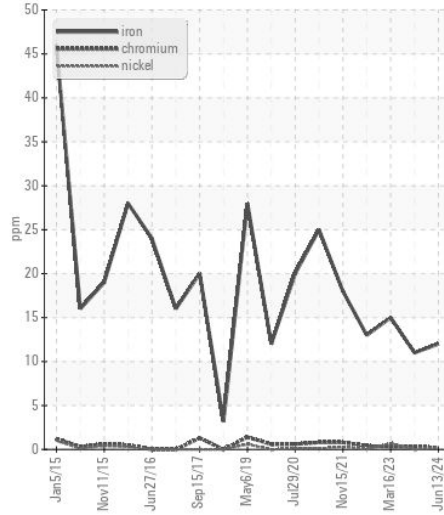
Viscosity @ 100°C



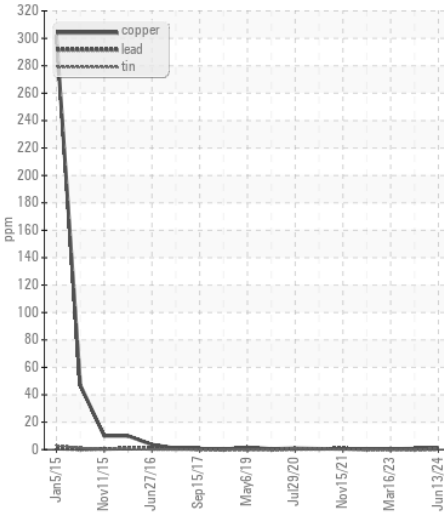
Viscosity @ 40°C



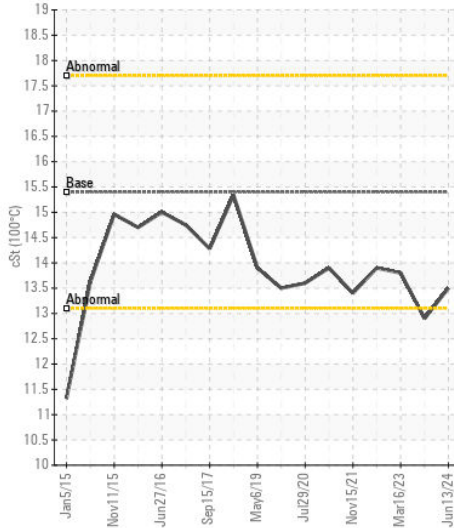
Ferrous Alloys



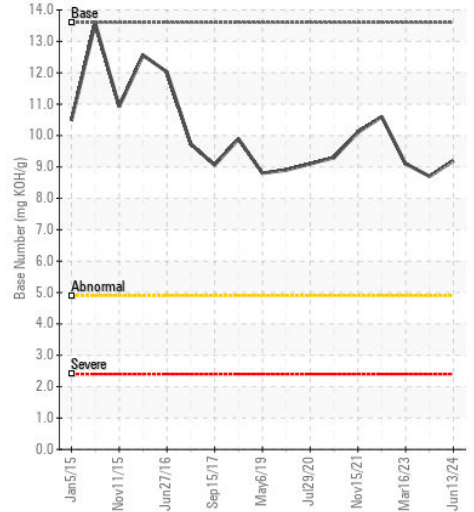
Non-ferrous Metals



Viscosity @ 100°C



Base Number



Certificate L2367

Laboratory : WearCheck USA - 501 Madison Ave., Cary, NC 27513
Sample No. : JR0213708 **Received** : 14 Jun 2024
Lab Number : 06209867 **Tested** : 17 Jun 2024
Unique Number : 11082731 **Diagnosed** : 17 Jun 2024 - Angela Borella
Test Package : CONST (Additional Tests: KV40, TBN)

JRE - GREENSBORO
 411 SOUTH REGIONAL ROAD
 GREENSBORO, NC
 US 27409
 Contact: NICK GALLAHER
 NGALLAHER@JRENET.COM
 T: (336)668-2762
 F: (336)665-9556

To discuss this sample report, contact Customer Service at 1-800-237-1369.

* - Denotes test methods that are outside of the ISO 17025 scope of accreditation.

Statements of conformity to specifications are based on the simple acceptance decision rule (JCGM 106:2012)