



# ASCENDUM

## OIL ANALYSIS REPORT

WEAR	<b>NORMAL</b>
CONTAMINATION	<b>NORMAL</b>
FLUID CONDITION	<b>NORMAL</b>



Area  
**Ascendum Machinery/500 Hour CSA**  
Machine Id  
**VOLVO L150H 2183 (S/N L150HV6951)**  
Component  
**Front Axle**  
Fluid  
**VOLVO WB 102 (--- GAL)**

### RECOMMENDATION

Resample at the next service interval to monitor.

Test	UOM	Method	Limit/Abn	Current	History1	History2
Sample Number		Client Info		<b>ASC0011245</b>	ASC0010445	ASC0008879
Sample Date		Client Info		<b>11 Jun 2024</b>	04 Apr 2024	01 Feb 2024
Machine Age	hrs	Client Info		<b>8052</b>	7526	6984
Oil Age	hrs	Client Info		<b>4052</b>	3526	2984
Filter Age	hrs	Client Info		<b>2052</b>	1526	2984
Oil Changed		Client Info		<b>Changed</b>	Not Changd	Not Changd
Filter Changed		Client Info		<b>Changed</b>	Not Changd	Not Changd
Sample Status				<b>NORMAL</b>	NORMAL	NORMAL

### WEAR

All component wear rates are normal.

Iron	ppm	ASTM D5185m	>500	<b>103</b>	41	43
Chromium	ppm	ASTM D5185m	>20	<b>2</b>	<1	<1
Nickel	ppm	ASTM D5185m	>10	<b>&lt;1</b>	0	0
Titanium	ppm	ASTM D5185m		<b>0</b>	0	0
Silver	ppm	ASTM D5185m		<b>0</b>	0	0
Aluminum	ppm	ASTM D5185m	>30	<b>3</b>	<1	2
Lead	ppm	ASTM D5185m	>50	<b>0</b>	<1	0
Copper	ppm	ASTM D5185m	>120	<b>12</b>	5	5
Tin	ppm	ASTM D5185m	>20	<b>&lt;1</b>	0	0
Vanadium	ppm	ASTM D5185m		<b>0</b>	<1	0
White Metal	scalar	*Visual	NONE	<b>NONE</b>	NONE	NONE
Yellow Metal	scalar	*Visual	NONE	<b>NONE</b>	NONE	NONE

### CONTAMINATION

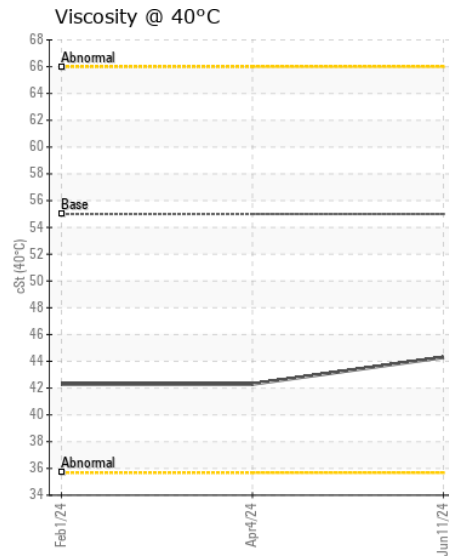
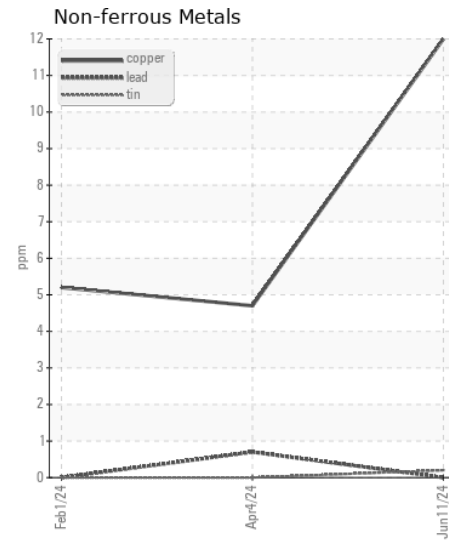
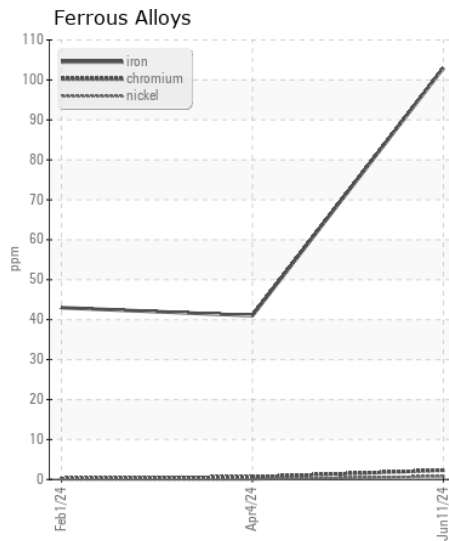
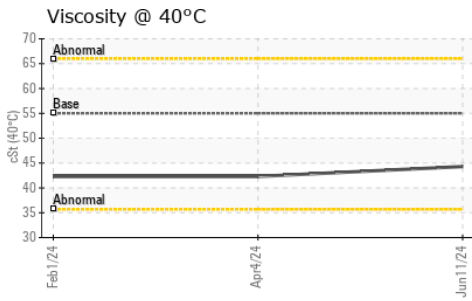
There is no indication of any contamination in the oil.

Silicon	ppm	ASTM D5185m	>50	<b>10</b>	12	13
Potassium	ppm	ASTM D5185m	>20	<b>2</b>	0	2
Water		WC Method	>0.2	<b>NEG</b>	NEG	NEG
Silt	scalar	*Visual	NONE	<b>MODER</b>	NONE	NONE
Debris	scalar	*Visual	NONE	<b>NONE</b>	NONE	NONE
Sand/Dirt	scalar	*Visual	NONE	<b>NONE</b>	NONE	NONE
Appearance	scalar	*Visual	NORML	<b>NORML</b>	NORML	NORML
Odor	scalar	*Visual	NORML	<b>NORML</b>	NORML	NORML
Emulsified Water	scalar	*Visual	>0.2	<b>NEG</b>	NEG	NEG

### FLUID CONDITION

The condition of the oil is acceptable for the time in service.

Sodium	ppm	ASTM D5185m		<b>&lt;1</b>	2	0
Boron	ppm	ASTM D5185m		<b>152</b>	123	132
Barium	ppm	ASTM D5185m		<b>&lt;1</b>	0	5
Molybdenum	ppm	ASTM D5185m		<b>2</b>	<1	0
Manganese	ppm	ASTM D5185m		<b>3</b>	1	<1
Magnesium	ppm	ASTM D5185m		<b>16</b>	16	17
Calcium	ppm	ASTM D5185m		<b>4035</b>	3891	3903
Phosphorus	ppm	ASTM D5185m		<b>1255</b>	1192	1112
Zinc	ppm	ASTM D5185m		<b>1612</b>	1423	1656
Sulfur	ppm	ASTM D5185m		<b>4844</b>	4265	4278
Visc @ 40°C	cSt	ASTM D445	55	<b>44.3</b>	42.3	42.3



Certificate L2367

**Laboratory** : WearCheck USA - 501 Madison Ave., Cary, NC 27513  
**Sample No.** : ASC0011245 **Received** : 14 Jun 2024  
**Lab Number** : 06210580 **Tested** : 17 Jun 2024  
**Unique Number** : 11083444 **Diagnosed** : 17 Jun 2024 - Wes Davis  
**Test Package** : CONST

**G S MATERIALS INC**  
 PO BOX 1335  
 BURLINGTON, NC  
 US 27216

Contact: KAREN NEWPORT  
 Gsmaterials@windstream.net  
 T: (919)499-9322  
 F: (919)499-2097

To discuss this sample report, contact Customer Service at 1-800-237-1369.

\* - Denotes test methods that are outside of the ISO 17025 scope of accreditation.

Statements of conformity to specifications are based on the simple acceptance decision rule (JCGM 106:2012)