



# OIL ANALYSIS REPORT

WEAR	<b>NORMAL</b>
CONTAMINATION	<b>NORMAL</b>
FLUID CONDITION	<b>NORMAL</b>

Machine Id  
**6151009**  
Component  
**Rear Differential**  
Fluid  
**BAY 75W90 (--- GAL)**

## RECOMMENDATION

Resample at the next service interval to monitor. Please specify the component make and model with your next sample.

## WEAR

All component wear rates are normal.

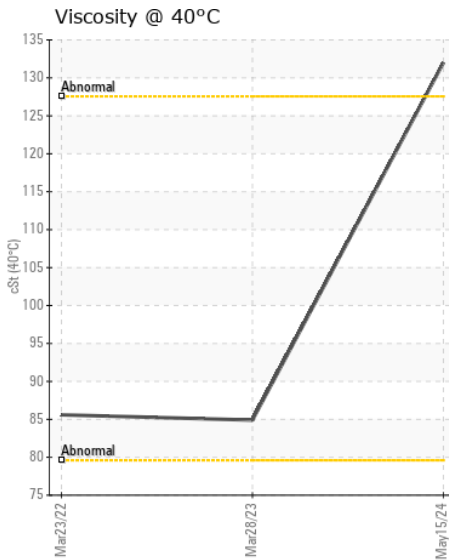
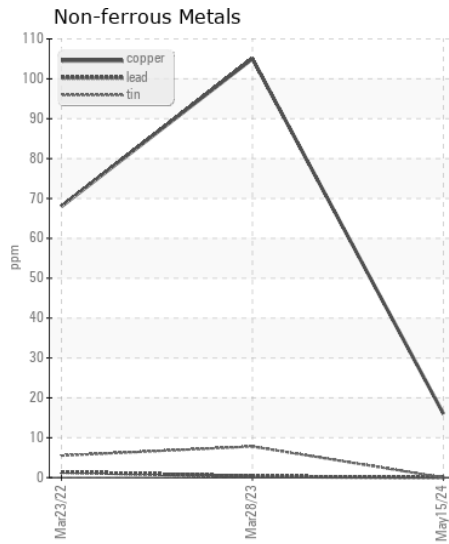
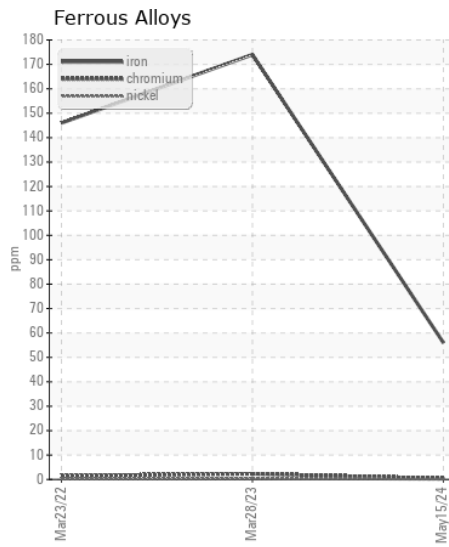
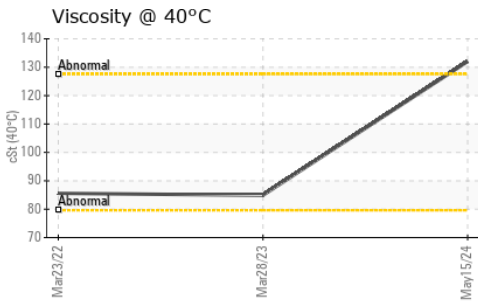
## CONTAMINATION

There is no indication of any contamination in the oil.

## FLUID CONDITION

The condition of the oil is acceptable for the time in service.

Test	UOM	Method	Limit/Abn	Current	History1	History2
Sample Number		Client Info		<b>WC0669545</b>	WC0669472	WC0460220
Sample Date		Client Info		<b>15 May 2024</b>	28 Mar 2023	23 Mar 2022
Machine Age	hrs	Client Info		<b>7755</b>	6840	5877
Oil Age	hrs	Client Info		<b>915</b>	963	368
Filter Age	hrs	Client Info		<b>0</b>	0	0
Oil Changed		Client Info		<b>Changed</b>	Changed	Changed
Filter Changed		Client Info		<b>N/A</b>	N/A	N/A
Sample Status				<b>NORMAL</b>	ABNORMAL	ABNORMAL
<hr/>						
Iron	ppm	ASTM D5185m	>500	<b>56</b>	174	146
Chromium	ppm	ASTM D5185m	>10	<b>&lt;1</b>	2	2
Nickel	ppm	ASTM D5185m	>10	<b>0</b>	<1	<1
Titanium	ppm	ASTM D5185m		<b>&lt;1</b>	<1	<1
Silver	ppm	ASTM D5185m		<b>0</b>	0	<1
Aluminum	ppm	ASTM D5185m	>25	<b>2</b>	10	9
Lead	ppm	ASTM D5185m	>25	<b>0</b>	<1	1
Copper	ppm	ASTM D5185m	>100	<b>16</b>	▲ 105	68
Tin	ppm	ASTM D5185m	>10	<b>0</b>	8	6
Vanadium	ppm	ASTM D5185m		<b>&lt;1</b>	0	0
White Metal	scalar	*Visual	NONE	<b>NONE</b>	NONE	NONE
Yellow Metal	scalar	*Visual	NONE	<b>NONE</b>	NONE	NONE
<hr/>						
Silicon	ppm	ASTM D5185m	>75	<b>31</b>	40	33
Potassium	ppm	ASTM D5185m	>20	<b>1</b>	3	0
Water		WC Method	>.2	<b>NEG</b>	NEG	NEG
Silt	scalar	*Visual	NONE	<b>LIGHT</b>	MODER	NONE
Debris	scalar	*Visual	NONE	<b>NONE</b>	NONE	▲ MODER
Sand/Dirt	scalar	*Visual	NONE	<b>NONE</b>	NONE	NONE
Appearance	scalar	*Visual	NORML	<b>NORML</b>	NORML	NORML
Odor	scalar	*Visual	NORML	<b>NORML</b>	NORML	NORML
Emulsified Water	scalar	*Visual	>.2	<b>NEG</b>	NEG	NEG
<hr/>						
Sodium	ppm	ASTM D5185m		<b>1</b>	3	<1
Boron	ppm	ASTM D5185m		<b>15</b>	213	179
Barium	ppm	ASTM D5185m		<b>0</b>	0	0
Molybdenum	ppm	ASTM D5185m		<b>0</b>	2	2
Manganese	ppm	ASTM D5185m		<b>&lt;1</b>	2	2
Magnesium	ppm	ASTM D5185m		<b>0</b>	<1	<1
Calcium	ppm	ASTM D5185m		<b>8</b>	16	13
Phosphorus	ppm	ASTM D5185m		<b>1105</b>	1220	1291
Zinc	ppm	ASTM D5185m		<b>30</b>	16	10
Sulfur	ppm	ASTM D5185m		<b>13737</b>	28152	22280
Visc @ 40°C	cSt	ASTM D445		<b>132</b>	84.9	85.6



Certificate L2367

**Laboratory** : WearCheck USA - 501 Madison Ave., Cary, NC 27513  
**Sample No.** : WC0669545  
**Lab Number** : 06210983  
**Unique Number** : 11083847  
**Test Package** : FLEET

**Received** : 14 Jun 2024  
**Tested** : 17 Jun 2024  
**Diagnosed** : 17 Jun 2024 - Wes Davis

**TWIN STATE FORESTRY**  
 PO BOX 269  
 ASCUTNEY, VT  
 US 05030

Contact: STEVE GALBREATH  
 forestry@comcast.net

To discuss this sample report, contact Customer Service at 1-800-237-1369.

\* - Denotes test methods that are outside of the ISO 17025 scope of accreditation.

Statements of conformity to specifications are based on the simple acceptance decision rule (JCGM 106:2012)

T: (802)291-0627  
 F: (802)291-0627