



WEAR	NORMAL
CONTAMINATION	NORMAL
FLUID CONDITION	NORMAL

Area
CRYSTAL D TAYLOR
Machine Id
[CRYSTAL D TAYLOR] 008 503329-8
Component
Starboard Genset
Fluid
CHEVRON DELO 400 XLE 15W40 (8 GAL)

RECOMMENDATION

Resample at the next service interval to monitor.

Test	UOM	Method	Limit/Abn	Current	History1	History2
Sample Number		Client Info		MW0055371	MW0068236	MW0068262
Sample Date		Client Info		01 May 2024	25 Mar 2024	24 Feb 2024
Machine Age	hrs	Client Info		26697	26327	25985
Oil Age	hrs	Client Info		392	318	25537
Filter Age	hrs	Client Info		0	0	0
Oil Changed		Client Info		N/A	N/A	N/A
Filter Changed		Client Info		N/A	N/A	N/A
Sample Status				NORMAL	MARGINAL	ATTENTION

WEAR

All component wear rates are normal.

Iron	ppm	ASTM D5185m	>50	7	7	6
Chromium	ppm	ASTM D5185m	>4	<1	<1	<1
Nickel	ppm	ASTM D5185m	>2	0	<1	0
Titanium	ppm	ASTM D5185m		<1	1	<1
Silver	ppm	ASTM D5185m	>5	0	<1	<1
Aluminum	ppm	ASTM D5185m	>12	4	4	3
Lead	ppm	ASTM D5185m	>17	<1	1	2
Copper	ppm	ASTM D5185m	>70	<1	1	<1
Tin	ppm	ASTM D5185m	>15	0	<1	<1
Vanadium	ppm	ASTM D5185m		<1	<1	<1
White Metal	scalar	*Visual	NONE	NONE	NONE	NONE
Yellow Metal	scalar	*Visual	NONE	NONE	NONE	NONE

CONTAMINATION

There is no indication of any contamination in the oil.

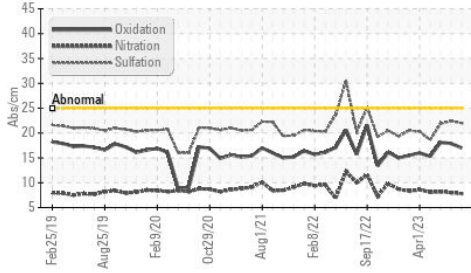
Silicon	ppm	ASTM D5185m	>25	5	7	5
Potassium	ppm	ASTM D5185m	>20	4	2	2
Fuel		WC Method	>4.0	<1.0	▲ 2.6	<1.0
Water		WC Method	>0.1	NEG	NEG	NEG
Glycol		WC Method		NEG	NEG	NEG
Soot %	%	*ASTM D7844		0.1	0.1	0.1
Nitration	Abs/cm	*ASTM D7624	>20	7.8	8.0	8.2
Sulfation	Abs/.1mm	*ASTM D7415	>30	22.0	22.4	21.9
Silt	scalar	*Visual	NONE	NONE	NONE	NONE
Debris	scalar	*Visual	NONE	NONE	NONE	NONE
Sand/Dirt	scalar	*Visual	NONE	NONE	NONE	NONE
Appearance	scalar	*Visual	NORML	NORML	NORML	NORML
Odor	scalar	*Visual	NORML	NORML	NORML	NORML
Emulsified Water	scalar	*Visual	>0.1	NEG	NEG	NEG

FLUID CONDITION

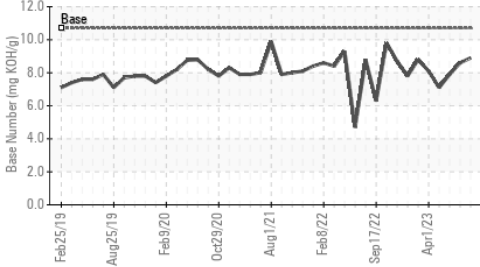
The BN result indicates that there is suitable alkalinity remaining in the oil. The condition of the oil is suitable for further service.

Sodium	ppm	ASTM D5185m		2	1	2
Boron	ppm	ASTM D5185m		286	357	337
Barium	ppm	ASTM D5185m		0	0	0
Molybdenum	ppm	ASTM D5185m		128	129	98
Manganese	ppm	ASTM D5185m		<1	<1	<1
Magnesium	ppm	ASTM D5185m		693	668	541
Calcium	ppm	ASTM D5185m		1663	1596	1698
Phosphorus	ppm	ASTM D5185m	760	769	843	913
Zinc	ppm	ASTM D5185m	830	888	989	1136
Sulfur	ppm	ASTM D5185m	2770	2912	2858	3663
Oxidation	Abs/.1mm	*ASTM D7414	>25	17.0	17.9	18.1
Base Number (BN)	mg KOH/g	ASTM D2896	10.7	8.9	8.6	7.9
Visc @ 100°C	cSt	ASTM D445	14.9	11.9	12.0	● 12.3

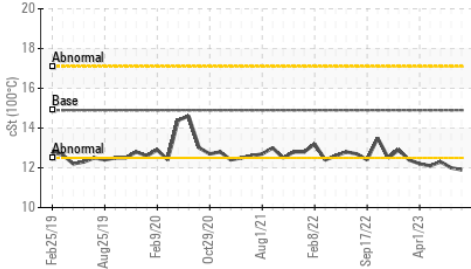
FT-IR (Direct Trend)



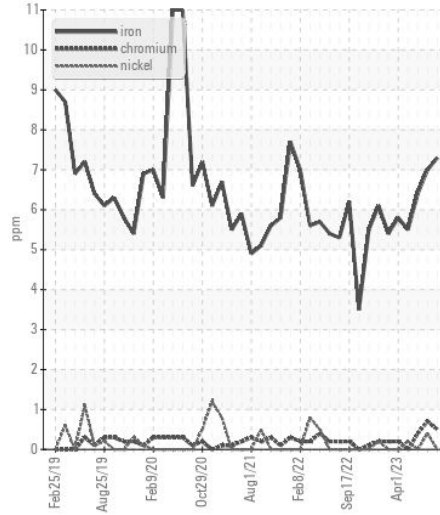
Base Number



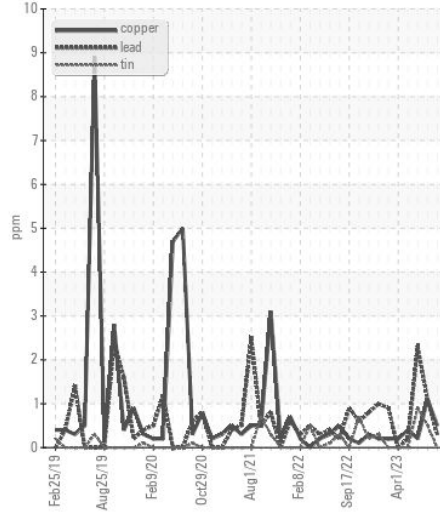
Viscosity @ 100°C



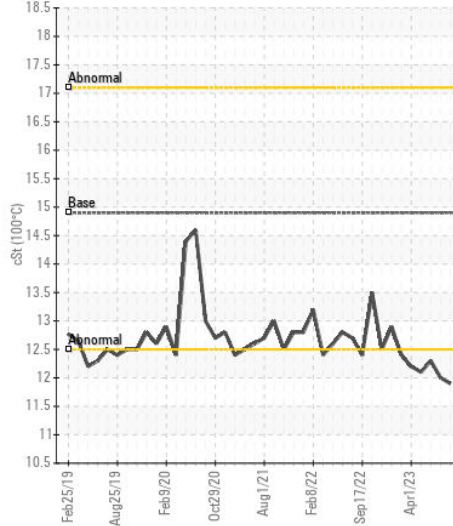
Ferrous Alloys



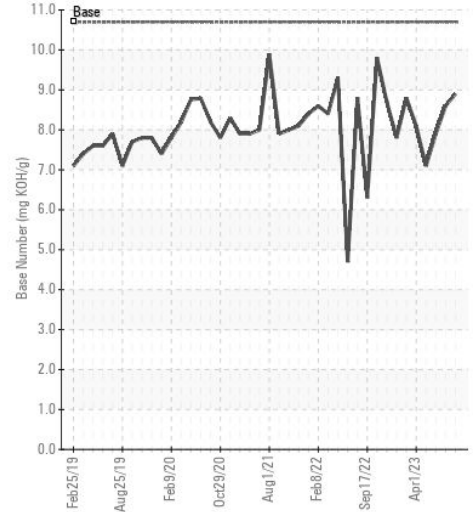
Non-ferrous Metals



Viscosity @ 100°C



Base Number



Certificate L2367

Laboratory : WearCheck USA - 501 Madison Ave., Cary, NC 27513

Sample No. : MW0055371

Lab Number : 06211129

Unique Number : 11083993

Test Package : MAR 2

Received : 14 Jun 2024

Tested : 18 Jun 2024

Diagnosed : 18 Jun 2024 - Wes Davis

INGRAM BARGE

900 S 3RD ST

PADUCAH, KY

US 42003

Contact: JUSTIN WHEELER

justin.wheeler@ingrambarga.com

T:

F: (615)695-3697

To discuss this sample report, contact Customer Service at 1-800-237-1369.

* - Denotes test methods that are outside of the ISO 17025 scope of accreditation.

Statements of conformity to specifications are based on the simple acceptance decision rule (JCGM 106:2012)