



WEAR	NORMAL
CONTAMINATION	NORMAL
FLUID CONDITION	NORMAL

Machine Id
12022
Component
Diesel Engine
Fluid
PETRO CANADA DURON SHP 15W40 (10 GAL)

RECOMMENDATION

Resample at the next service interval to monitor.

Test	UOM	Method	Limit/Abn	Current	History1	History2
Sample Number		Client Info		PCA0124243	PCA0113466	PCA0101772
Sample Date		Client Info		13 Jun 2024	15 Mar 2024	09 Jan 2024
Machine Age	hrs	Client Info		11611	11029	10591
Oil Age	hrs	Client Info		582	438	605
Filter Age	hrs	Client Info		582	438	605
Oil Changed		Client Info		Changed	Changed	Changed
Filter Changed		Client Info		Changed	Changed	Changed
Sample Status				NORMAL	NORMAL	NORMAL

WEAR

All component wear rates are normal.

Iron	ppm	ASTM D5185m	>100	29	29	36
Chromium	ppm	ASTM D5185m	>20	<1	<1	2
Nickel	ppm	ASTM D5185m	>4	0	0	1
Titanium	ppm	ASTM D5185m		0	0	0
Silver	ppm	ASTM D5185m	>3	0	0	0
Aluminum	ppm	ASTM D5185m	>20	13	15	16
Lead	ppm	ASTM D5185m	>40	0	0	0
Copper	ppm	ASTM D5185m	>330	<1	4	11
Tin	ppm	ASTM D5185m	>15	0	0	<1
Vanadium	ppm	ASTM D5185m		0	0	<1
White Metal	scalar	*Visual	NONE	NONE	NONE	NONE
Yellow Metal	scalar	*Visual	NONE	NONE	NONE	NONE

CONTAMINATION

There is no indication of any contamination in the oil.

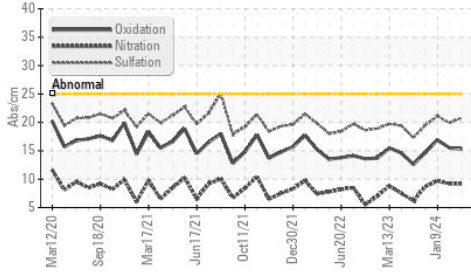
Silicon	ppm	ASTM D5185m	>25	5	6	7
Potassium	ppm	ASTM D5185m	>20	24	27	22
Fuel		WC Method	>5	<1.0	<1.0	<1.0
Water		WC Method	>0.2	NEG	NEG	NEG
Glycol		WC Method		NEG	NEG	NEG
Soot %	%	*ASTM D7844	>3	0.9	0.8	0.9
Nitration	Abs/cm	*ASTM D7624	>20	9.2	9.2	9.7
Sulfation	Abs/.1mm	*ASTM D7415	>30	20.8	19.9	21.1
Silt	scalar	*Visual	NONE	NONE	NONE	NONE
Debris	scalar	*Visual	NONE	NONE	NONE	NONE
Sand/Dirt	scalar	*Visual	NONE	NONE	NONE	NONE
Appearance	scalar	*Visual	NORML	NORML	NORML	NORML
Odor	scalar	*Visual	NORML	NORML	NORML	NORML
Emulsified Water	scalar	*Visual	>0.2	NEG	NEG	NEG

FLUID CONDITION

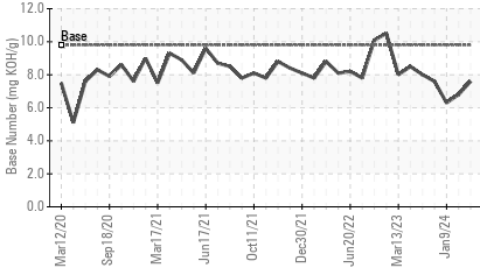
The BN result indicates that there is suitable alkalinity remaining in the oil. The condition of the oil is suitable for further service.

Sodium	ppm	ASTM D5185m		4	4	3
Boron	ppm	ASTM D5185m	0	10	11	8
Barium	ppm	ASTM D5185m	0	0	0	0
Molybdenum	ppm	ASTM D5185m	60	56	73	71
Manganese	ppm	ASTM D5185m	0	0	0	<1
Magnesium	ppm	ASTM D5185m	1010	716	768	871
Calcium	ppm	ASTM D5185m	1070	1445	1529	1183
Phosphorus	ppm	ASTM D5185m	1150	1025	1148	982
Zinc	ppm	ASTM D5185m	1270	1222	1307	1267
Sulfur	ppm	ASTM D5185m	2060	3432	3382	2730
Oxidation	Abs/.1mm	*ASTM D7414	>25	15.3	15.5	16.9
Base Number (BN)	mg KOH/g	ASTM D2896	9.8	7.6	6.8	6.3
Visc @ 100°C	cSt	ASTM D445	15.4	13.9	13.3	13.1

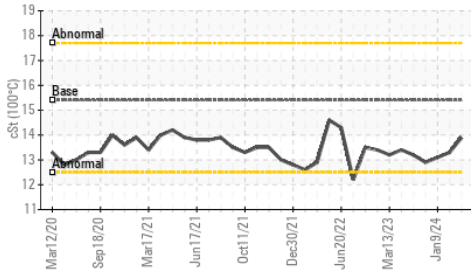
FT-IR (Direct Trend)



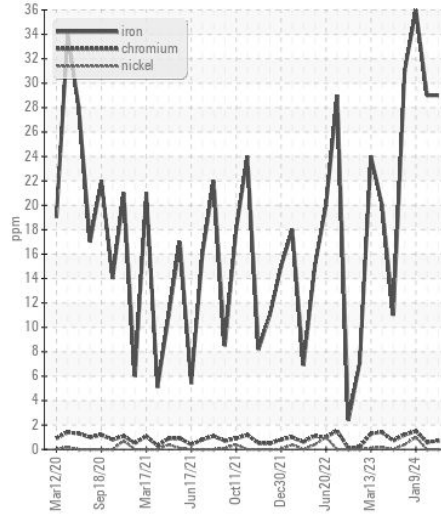
Base Number



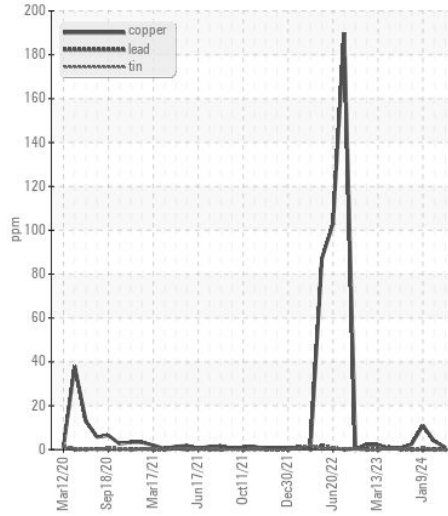
Viscosity @ 100°C



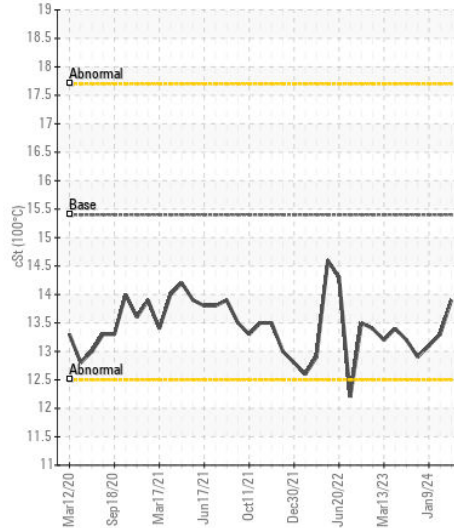
Ferrous Alloys



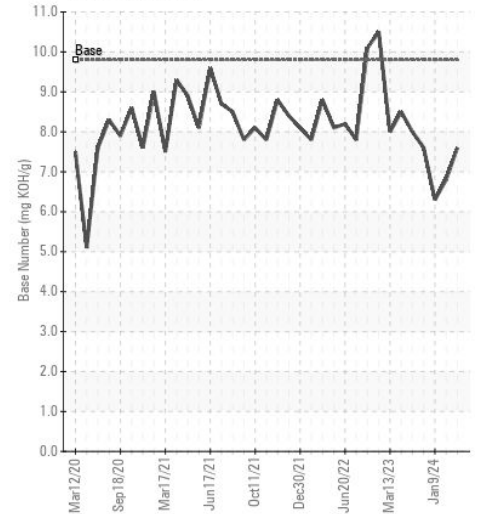
Non-ferrous Metals



Viscosity @ 100°C



Base Number



Certificate L2367

Laboratory : WearCheck USA - 501 Madison Ave., Cary, NC 27513
Sample No. : PCA0124243
Lab Number : 06211253
Unique Number : 11084117
Test Package : FLEET

Received : 17 Jun 2024
Tested : 18 Jun 2024
Diagnosed : 18 Jun 2024 - Wes Davis

GFL Environmental - 002 - Vance-Granville
 241 Vanco Mill Rd
 Henderson, NC
 US 27537

Contact: Cameron King
 cameron.king@gflenv.com

T: (252)438-5333
 F: (252)431-1635

To discuss this sample report, contact Customer Service at 1-800-237-1369.

* - Denotes test methods that are outside of the ISO 17025 scope of accreditation.

Statements of conformity to specifications are based on the simple acceptance decision rule (JCGM 106:2012)