



OIL ANALYSIS REPORT

WEAR	NORMAL
CONTAMINATION	NORMAL
FLUID CONDITION	NORMAL

Machine Id
8591809
 Component
Diesel Engine
 Fluid
MOBIL DELVAC 1300 SUPER15W40 (--- GAL)

RECOMMENDATION

Resample at the next service interval to monitor. Please specify the component make and model with your next sample.

Test	UOM	Method	Limit/Abn	Current	History1	History2
Sample Number		Client Info		RPL0021270	RPL0017681	RPL0017300
Sample Date		Client Info		03 Jun 2024	25 Mar 2024	03 Jan 2024
Machine Age	mls	Client Info		61800	59082	56396
Oil Age	mls	Client Info		0	0	0
Filter Age	mls	Client Info		0	0	0
Oil Changed		Client Info		Not Chngd	Not Chngd	Not Chngd
Filter Changed		Client Info		Changed	Changed	Changed
Sample Status				NORMAL	NORMAL	NORMAL

WEAR

Metal levels are typical for a new component breaking in.

Iron	ppm	ASTM D5185m	>100	9	6	42
Chromium	ppm	ASTM D5185m	>20	0	0	2
Nickel	ppm	ASTM D5185m	>4	<1	<1	0
Titanium	ppm	ASTM D5185m		0	0	0
Silver	ppm	ASTM D5185m	>3	<1	<1	0
Aluminum	ppm	ASTM D5185m	>20	6	6	6
Lead	ppm	ASTM D5185m	>40	0	1	<1
Copper	ppm	ASTM D5185m	>330	3	2	6
Tin	ppm	ASTM D5185m	>15	<1	<1	<1
Vanadium	ppm	ASTM D5185m		0	<1	0
White Metal	scalar	*Visual	NONE	NONE	NONE	NONE
Yellow Metal	scalar	*Visual	NONE	NONE	NONE	NONE

CONTAMINATION

There is no indication of any contamination in the oil.

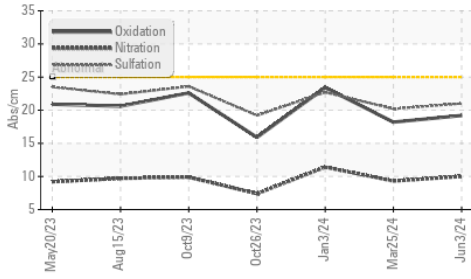
Silicon	ppm	ASTM D5185m	>25	7	5	8
Potassium	ppm	ASTM D5185m	>20	4	3	5
Fuel		WC Method	>5	<1.0	<1.0	<1.0
Water		WC Method	>0.2	NEG	NEG	NEG
Glycol		WC Method		NEG	NEG	NEG
Soot %	%	*ASTM D7844	>3	0.4	0.3	0.5
Nitration	Abs/cm	*ASTM D7624	>20	10.0	9.3	11.4
Sulfation	Abs/.1mm	*ASTM D7415	>30	21.0	20.2	22.7
Silt	scalar	*Visual	NONE	NONE	NONE	NONE
Debris	scalar	*Visual	NONE	NONE	NONE	NONE
Sand/Dirt	scalar	*Visual	NONE	NONE	NONE	NONE
Appearance	scalar	*Visual	NORML	NORML	NORML	NORML
Odor	scalar	*Visual	NORML	NORML	NORML	NORML
Emulsified Water	scalar	*Visual	>0.2	NEG	NEG	NEG

FLUID CONDITION

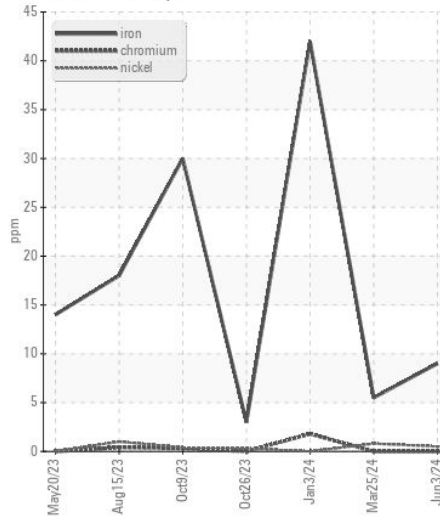
The BN result indicates that there is suitable alkalinity remaining in the oil. The condition of the oil is suitable for further service.

Sodium	ppm	ASTM D5185m		3	2	2
Boron	ppm	ASTM D5185m	0	61	74	39
Barium	ppm	ASTM D5185m	0	0	0	0
Molybdenum	ppm	ASTM D5185m	0	98	93	77
Manganese	ppm	ASTM D5185m		<1	<1	<1
Magnesium	ppm	ASTM D5185m	0	651	619	644
Calcium	ppm	ASTM D5185m		1391	1312	1450
Phosphorus	ppm	ASTM D5185m		789	771	715
Zinc	ppm	ASTM D5185m		923	892	980
Sulfur	ppm	ASTM D5185m		3440	3454	2400
Oxidation	Abs/.1mm	*ASTM D7414	>25	19.2	18.2	23.4
Base Number (BN)	mg KOH/g	ASTM D2896	9.4	6.7	7.2	6.5
Visc @ 100°C	cSt	ASTM D445	14	13.6	13.5	13.1

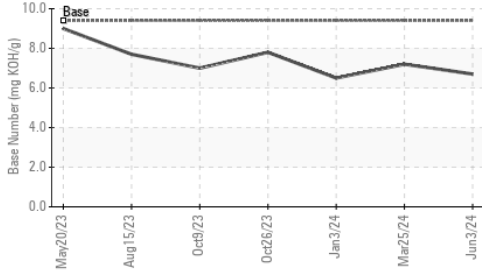
FT-IR (Direct Trend)



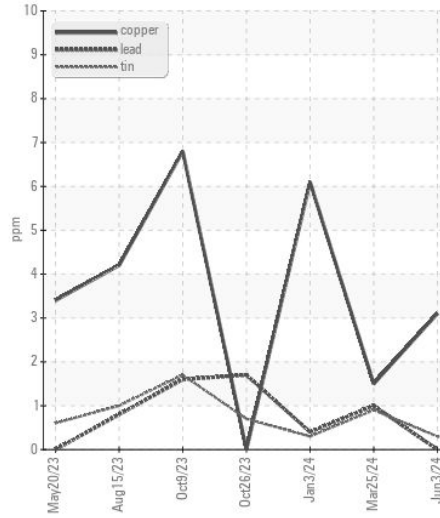
Ferrous Alloys



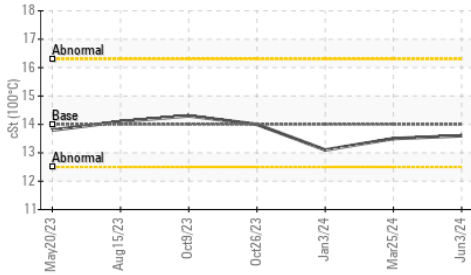
Base Number



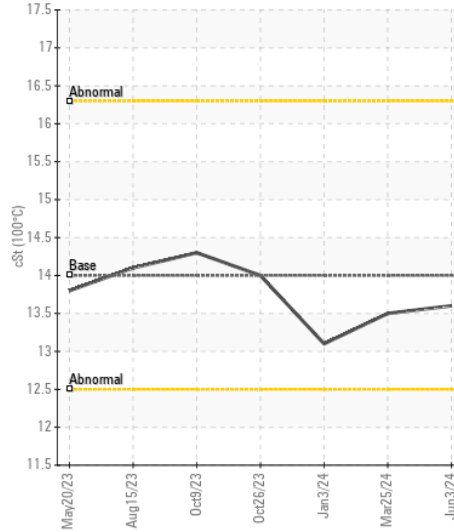
Non-ferrous Metals



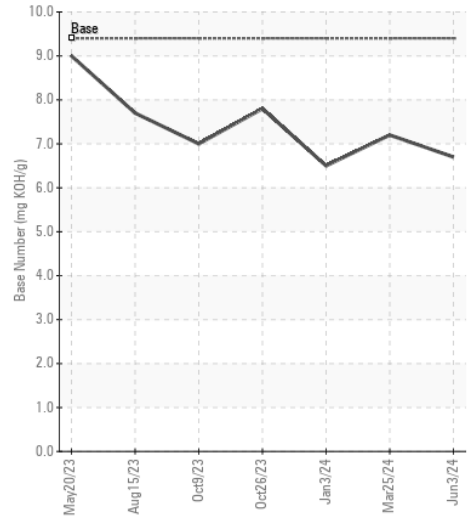
Viscosity @ 100°C



Viscosity @ 100°C



Base Number



Certificate L2367

Laboratory : WearCheck USA - 501 Madison Ave., Cary, NC 27513
Sample No. : RPL0021270
Lab Number : 06211460
Unique Number : 11084324
Test Package : FLEET

Received : 17 Jun 2024
Tested : 18 Jun 2024
Diagnosed : 18 Jun 2024 - Wes Davis

RTL PACLEASE - 7051 - Las Vegas
 4150 Arctic Spring Ave
 North Las Vegas, NV
 US 89115

Contact: Rudy Trevizo
 TrevizoR@RushEnterprises.Com

To discuss this sample report, contact Customer Service at 1-800-237-1369.

* - Denotes test methods that are outside of the ISO 17025 scope of accreditation.

Statements of conformity to specifications are based on the simple acceptance decision rule (JCGM 106:2012)

T: (702)208-7164

F: