



ASCENDUM

OIL ANALYSIS REPORT

WEAR	NORMAL
CONTAMINATION	NORMAL
FLUID CONDITION	NORMAL



Area

Ascendum Machinery

Machine Id

VOLVO L120H RL83 (S/N L120HV633323)

Component

Diesel Engine

Fluid

VOLVO ULTRA DIESEL ENGINE OIL 15W40 VDS-3 (--- GAL)

RECOMMENDATION

Resample at the next service interval to monitor.

Test	UOM	Method	Limit/Abn	Current	History1	History2
Sample Number		Client Info		ASC0011020	ASC0006182	ASC0006027
Sample Date		Client Info		31 May 2024	07 Mar 2024	12 Jan 2024
Machine Age	hrs	Client Info		4054	3480	3136
Oil Age	hrs	Client Info		574	344	789
Filter Age	hrs	Client Info		0	0	0
Oil Changed		Client Info		Changed	Changed	Changed
Filter Changed		Client Info		Changed	Changed	Changed
Sample Status				NORMAL	NORMAL	NORMAL

WEAR

All component wear rates are normal.

Iron	ppm	ASTM D5185m	>100	9	6	12
Chromium	ppm	ASTM D5185m	>10	<1	0	<1
Nickel	ppm	ASTM D5185m	>10	<1	0	0
Titanium	ppm	ASTM D5185m		0	0	<1
Silver	ppm	ASTM D5185m	>2	0	0	0
Aluminum	ppm	ASTM D5185m	>10	6	3	7
Lead	ppm	ASTM D5185m	>20	<1	0	0
Copper	ppm	ASTM D5185m	>15	2	<1	2
Tin	ppm	ASTM D5185m	>10	1	0	<1
Vanadium	ppm	ASTM D5185m		0	0	0
White Metal	scalar	*Visual	NONE	NONE	NONE	NONE
Yellow Metal	scalar	*Visual	NONE	NONE	NONE	NONE

CONTAMINATION

There is no indication of any contamination in the oil.

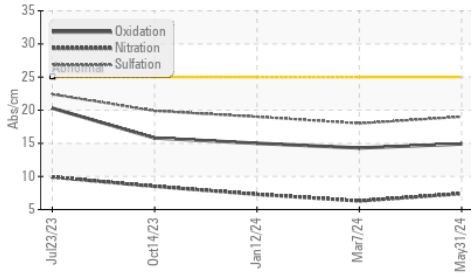
Silicon	ppm	ASTM D5185m	>20	6	4	6
Potassium	ppm	ASTM D5185m	>20	3	0	0
Fuel		WC Method	>6.0	<1.0	<1.0	<1.0
Water		WC Method	>0.1	NEG	NEG	NEG
Glycol		WC Method		NEG	NEG	NEG
Soot %	%	*ASTM D7844	>3	0.3	0.2	0.4
Nitration	Abs/cm	*ASTM D7624	>20	7.4	6.3	7.3
Sulfation	Abs/.1mm	*ASTM D7415	>30	19.0	18.0	19.0
Silt	scalar	*Visual	NONE	NONE	NONE	NONE
Debris	scalar	*Visual	NONE	NONE	NONE	NONE
Sand/Dirt	scalar	*Visual	NONE	NONE	NONE	NONE
Appearance	scalar	*Visual	NORML	NORML	NORML	NORML
Odor	scalar	*Visual	NORML	NORML	NORML	NORML
Emulsified Water	scalar	*Visual	>0.1	NEG	NEG	NEG

FLUID CONDITION

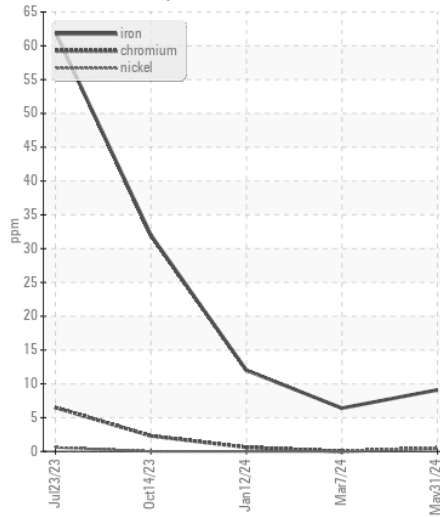
The BN result indicates that there is suitable alkalinity remaining in the oil. The condition of the oil is acceptable for the time in service.

Sodium	ppm	ASTM D5185m		2	<1	<1
Boron	ppm	ASTM D5185m	2.5	4	3	4
Barium	ppm	ASTM D5185m	0.0	0	0	0
Molybdenum	ppm	ASTM D5185m	0.7	59	59	57
Manganese	ppm	ASTM D5185m	0.0	<1	0	<1
Magnesium	ppm	ASTM D5185m	256	982	1016	903
Calcium	ppm	ASTM D5185m	2057	1088	1196	1061
Phosphorus	ppm	ASTM D5185m	935	1100	1092	934
Zinc	ppm	ASTM D5185m	1223	1305	1277	1241
Sulfur	ppm	ASTM D5185m	4079	3672	3773	2930
Oxidation	Abs/.1mm	*ASTM D7414	>25	14.9	14.3	15.0
Base Number (BN)	mg KOH/g	ASTM D2896	10	9.2	9.1	8.6
Visc @ 100°C	cSt	ASTM D445	15.0	14.5	14.3	14.2

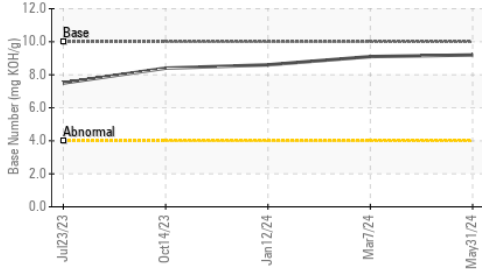
FT-IR (Direct Trend)



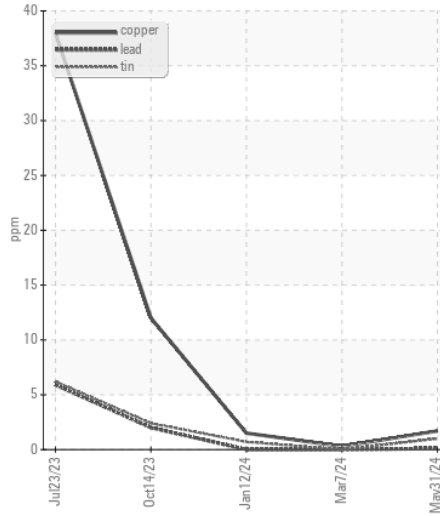
Ferrous Alloys



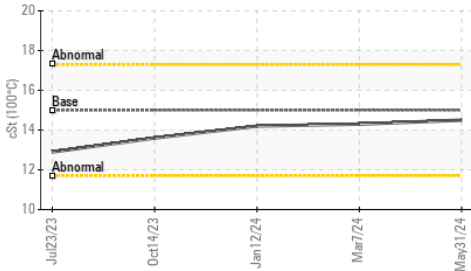
Base Number



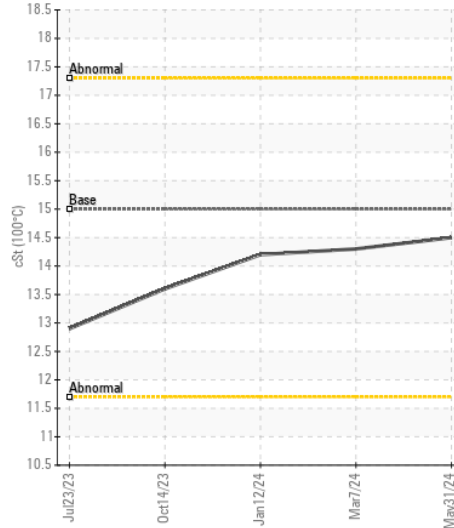
Non-ferrous Metals



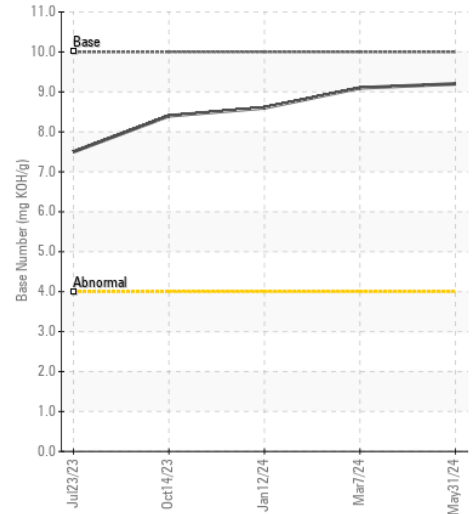
Viscosity @ 100°C



Viscosity @ 100°C



Base Number



Certificate L2367

Laboratory : WearCheck USA - 501 Madison Ave., Cary, NC 27513
Sample No. : ASC0011020 **Received** : 17 Jun 2024
Lab Number : 06212738 **Tested** : 19 Jun 2024
Unique Number : 11085602 **Diagnosed** : 19 Jun 2024 - Angela Borella
Test Package : CONST (Additional Tests: TBN)

To discuss this sample report, contact Customer Service at 1-800-237-1369.

* - Denotes test methods that are outside of the ISO 17025 scope of accreditation.

Statements of conformity to specifications are based on the simple acceptance decision rule (JCGM 106:2012)

HILCO TRANSPORT
 7700 KENMONT RD
 GREENSBORO, NC
 US 27409

Contact: MIKE LAUGHEAD
 mlaughead@hilcotransport.com

T: (336)273-9441
 F: (336)273-9701