



WEAR	NORMAL
CONTAMINATION	NORMAL
FLUID CONDITION	NORMAL



Machine Id
813052
Component
Diesel Engine
Fluid
PETRO CANADA DURON SHP 15W40 (--- GAL)

RECOMMENDATION

Resample at the next service interval to monitor.

Test	UOM	Method	Limit/Abn	Current	History1	History2
Sample Number		Client Info		GFL0113666	GFL0113620	GFL0103861
Sample Date		Client Info		14 Jun 2024	07 Jun 2024	12 Jan 2024
Machine Age	hrs	Client Info		2428	2329	1905
Oil Age	hrs	Client Info		99	424	518
Filter Age	hrs	Client Info		99	424	518
Oil Changed		Client Info		Not Chngd	Changed	Changed
Filter Changed		Client Info		Not Chngd	Changed	Changed
Sample Status				NORMAL	NORMAL	NORMAL

WEAR

All component wear rates are normal.

Iron	ppm	ASTM D5185m	>120	12	11	4
Chromium	ppm	ASTM D5185m	>20	<1	<1	<1
Nickel	ppm	ASTM D5185m	>5	6	7	5
Titanium	ppm	ASTM D5185m	>2	0	<1	<1
Silver	ppm	ASTM D5185m	>2	<1	0	0
Aluminum	ppm	ASTM D5185m	>20	2	2	<1
Lead	ppm	ASTM D5185m	>40	0	0	0
Copper	ppm	ASTM D5185m	>330	2	1	<1
Tin	ppm	ASTM D5185m	>15	<1	<1	0
Vanadium	ppm	ASTM D5185m		0	<1	<1
White Metal	scalar	*Visual	NONE	NONE	NONE	NONE
Yellow Metal	scalar	*Visual	NONE	NONE	NONE	NONE

CONTAMINATION

There is no indication of any contamination in the oil.

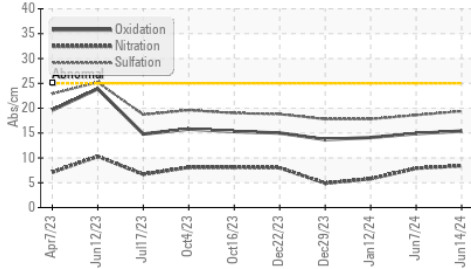
Silicon	ppm	ASTM D5185m	>25	5	5	3
Potassium	ppm	ASTM D5185m	>20	3	2	1
Fuel		WC Method	>3.0	<1.0	<1.0	<1.0
Water		WC Method	>0.2	NEG	NEG	NEG
Glycol		WC Method		NEG	NEG	NEG
Soot %	%	*ASTM D7844	>4	0.4	0.4	0.2
Nitration	Abs/cm	*ASTM D7624	>20	8.4	7.9	5.8
Sulfation	Abs/.1mm	*ASTM D7415	>30	19.4	18.6	17.8
Silt	scalar	*Visual	NONE	NONE	NONE	NONE
Debris	scalar	*Visual	NONE	NONE	NONE	NONE
Sand/Dirt	scalar	*Visual	NONE	NONE	NONE	NONE
Appearance	scalar	*Visual	NORML	NORML	NORML	NORML
Odor	scalar	*Visual	NORML	NORML	NORML	NORML
Emulsified Water	scalar	*Visual	>0.2	NEG	NEG	NEG

FLUID CONDITION

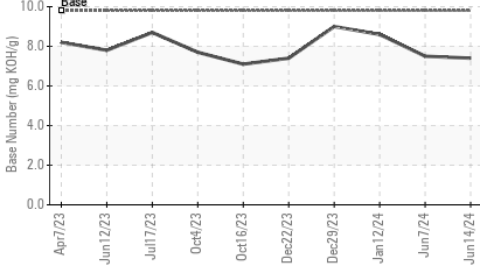
The BN result indicates that there is suitable alkalinity remaining in the oil. The condition of the oil is suitable for further service.

Sodium	ppm	ASTM D5185m		4	3	1
Boron	ppm	ASTM D5185m	0	4	2	4
Barium	ppm	ASTM D5185m	0	0	0	0
Molybdenum	ppm	ASTM D5185m	60	59	62	53
Manganese	ppm	ASTM D5185m	0	1	<1	<1
Magnesium	ppm	ASTM D5185m	1010	987	983	916
Calcium	ppm	ASTM D5185m	1070	1145	1138	1039
Phosphorus	ppm	ASTM D5185m	1150	1082	981	1022
Zinc	ppm	ASTM D5185m	1270	1328	1274	1185
Sulfur	ppm	ASTM D5185m	2060	3537	3275	3050
Oxidation	Abs/.1mm	*ASTM D7414	>25	15.4	14.9	14.1
Base Number (BN)	mg KOH/g	ASTM D2896	9.8	7.4	7.5	8.6
Visc @ 100°C	cSt	ASTM D445	15.4	13.6	13.8	13.9

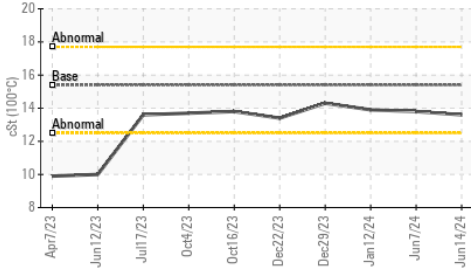
FT-IR (Direct Trend)



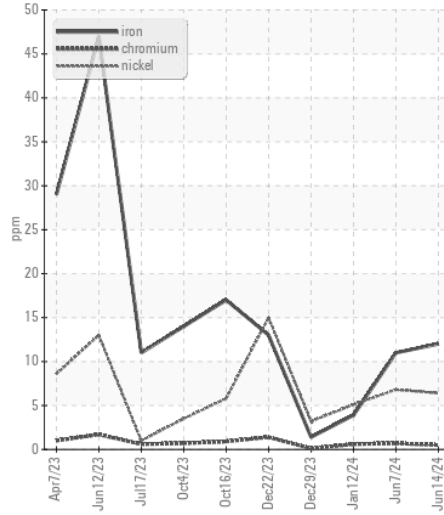
Base Number



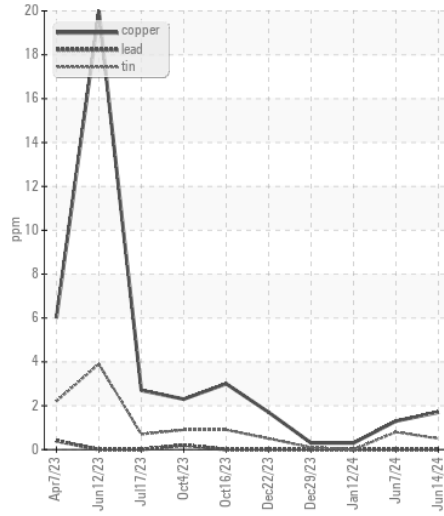
Viscosity @ 100°C



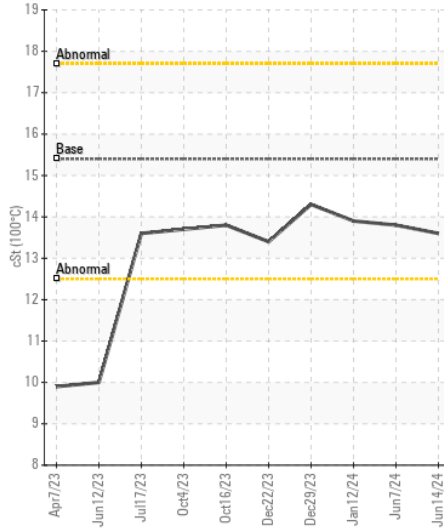
Ferrous Alloys



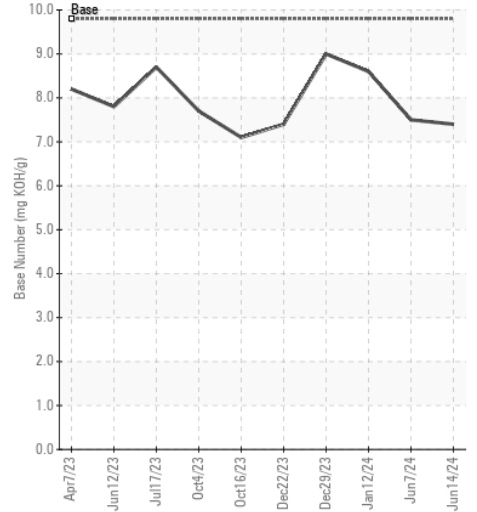
Non-ferrous Metals



Viscosity @ 100°C



Base Number



Certificate L2367

Laboratory : WearCheck USA - 501 Madison Ave., Cary, NC 27513
Sample No. : GFL0113666
Lab Number : 06212760
Unique Number : 11085624
Test Package : FLEET

Received : 17 Jun 2024
Tested : 19 Jun 2024
Diagnosed : 19 Jun 2024 - Wes Davis

GFL Environmental - 654S - Midlothian
 12230 Deergrove Road
 Midlothian, VA
 US 23112
 Contact: Corbin Umphlet
 cumphlet@gflenv.com

To discuss this sample report, contact Customer Service at 1-800-237-1369.

* - Denotes test methods that are outside of the ISO 17025 scope of accreditation.

Statements of conformity to specifications are based on the simple acceptance decision rule (JCGM 106:2012)