



WEAR	NORMAL
CONTAMINATION	NORMAL
FLUID CONDITION	NORMAL

Machine Id
525014-7014
 Component
Diesel Engine
 Fluid
PETRO CANADA DURON SHP 15W40 (--- LTR)

RECOMMENDATION

Resample at the next service interval to monitor.

Test	UOM	Method	Limit/Abn	Current	History1	History2
Sample Number		Client Info		GFL0091880	GFL0112777	GFL0045467
Sample Date		Client Info		11 Jun 2024	03 Apr 2024	09 Jan 2024
Machine Age	mls	Client Info		366550	366550	13890
Oil Age	mls	Client Info		326550	40000	0
Filter Age	mls	Client Info		0	0	0
Oil Changed		Client Info		Changed	Not Changd	Changed
Filter Changed		Client Info		Changed	Not Changed	Changed
Sample Status				NORMAL	NORMAL	NORMAL

WEAR

All component wear rates are normal.

Iron	ppm	ASTM D5185m	>110	28	15	17
Chromium	ppm	ASTM D5185m	>4	2	2	<1
Nickel	ppm	ASTM D5185m	>2	<1	1	0
Titanium	ppm	ASTM D5185m		<1	<1	0
Silver	ppm	ASTM D5185m	>2	0	<1	0
Aluminum	ppm	ASTM D5185m	>25	12	12	9
Lead	ppm	ASTM D5185m	>45	<1	3	1
Copper	ppm	ASTM D5185m	>85	5	2	2
Tin	ppm	ASTM D5185m	>4	1	2	<1
Vanadium	ppm	ASTM D5185m		<1	<1	0
White Metal	scalar	*Visual	NONE	NONE	NONE	NONE
Yellow Metal	scalar	*Visual	NONE	NONE	NONE	NONE

CONTAMINATION

There is no indication of any contamination in the oil.

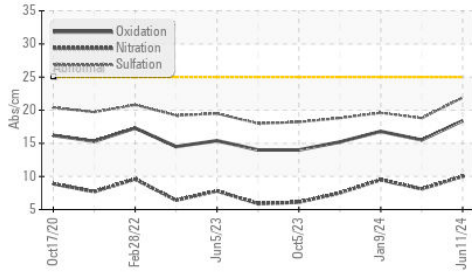
Silicon	ppm	ASTM D5185m	>30	15	14	8
Potassium	ppm	ASTM D5185m	>20	10	9	12
Fuel		WC Method	>5	<1.0	<1.0	<1.0
Water		WC Method	>0.2	NEG	NEG	NEG
Glycol		WC Method		NEG	NEG	NEG
Soot %	%	*ASTM D7844	>3	0.7	0.4	0.6
Nitration	Abs/cm	*ASTM D7624	>20	10.0	8.1	9.5
Sulfation	Abs/.1mm	*ASTM D7415	>30	21.9	18.8	19.6
Silt	scalar	*Visual	NONE	NONE	NONE	NONE
Debris	scalar	*Visual	NONE	NONE	NONE	NONE
Sand/Dirt	scalar	*Visual	NONE	NONE	NONE	NONE
Appearance	scalar	*Visual	NORML	NORML	NORML	NORML
Odor	scalar	*Visual	NORML	NORML	NORML	NORML
Emulsified Water	scalar	*Visual	>0.2	NEG	NEG	NEG

FLUID CONDITION

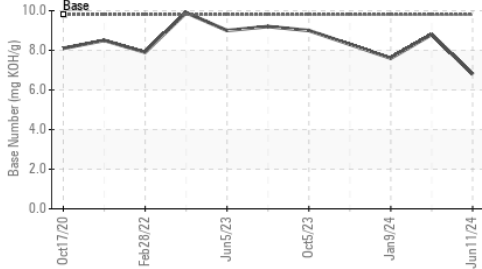
The BN result indicates that there is suitable alkalinity remaining in the oil. The condition of the oil is suitable for further service.

Sodium	ppm	ASTM D5185m		4	8	6
Boron	ppm	ASTM D5185m	0	1	<1	1
Barium	ppm	ASTM D5185m	0	<1	0	0
Molybdenum	ppm	ASTM D5185m	60	63	60	57
Manganese	ppm	ASTM D5185m	0	<1	<1	0
Magnesium	ppm	ASTM D5185m	1010	986	1006	970
Calcium	ppm	ASTM D5185m	1070	1093	1145	1043
Phosphorus	ppm	ASTM D5185m	1150	1132	1041	983
Zinc	ppm	ASTM D5185m	1270	1286	1310	1324
Sulfur	ppm	ASTM D5185m	2060	2690	3581	2895
Oxidation	Abs/.1mm	*ASTM D7414	>25	18.4	15.5	16.8
Base Number (BN)	mg KOH/g	ASTM D2896	9.8	6.8	8.8	7.6
Visc @ 100°C	cSt	ASTM D445	15.4	13.8	14.2	13.7

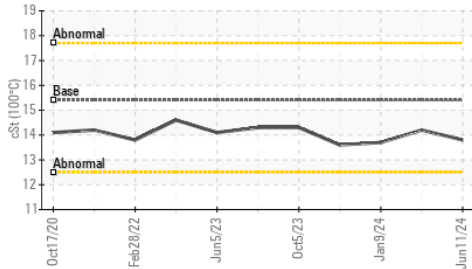
FT-IR (Direct Trend)



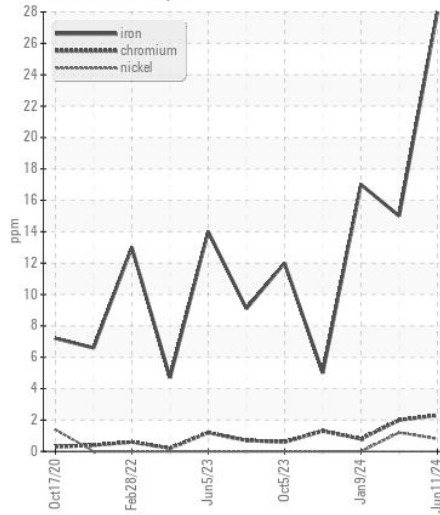
Base Number



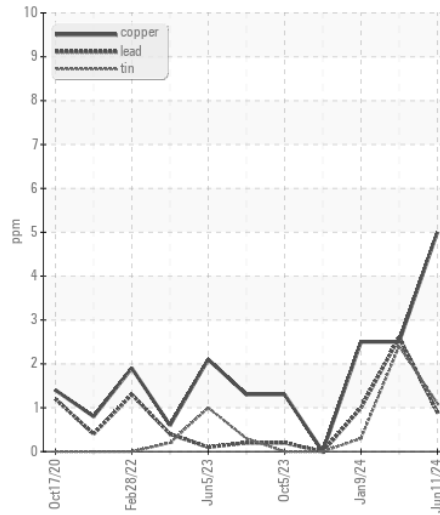
Viscosity @ 100°C



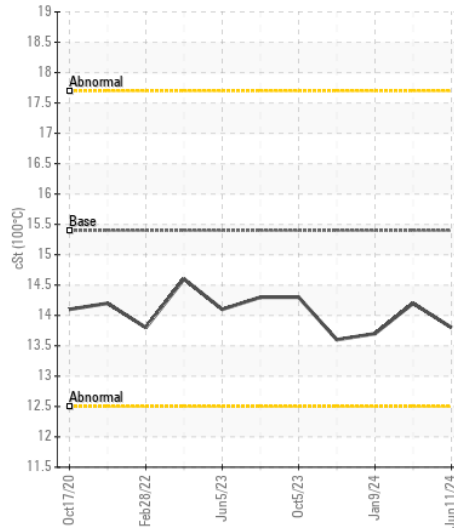
Ferrous Alloys



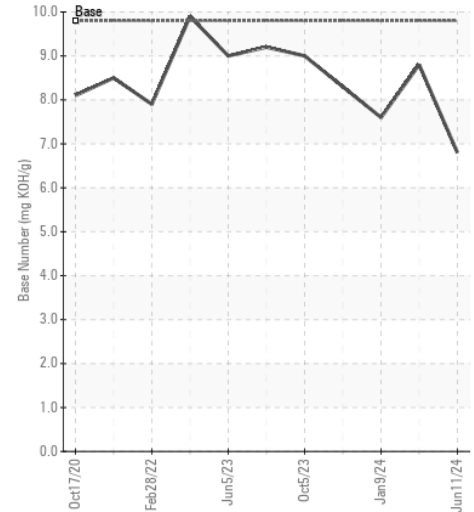
Non-ferrous Metals



Viscosity @ 100°C



Base Number



Certificate L2367

Laboratory : WearCheck USA - 501 Madison Ave., Cary, NC 27513
Sample No. : GFL0091880
Lab Number : 06212924
Unique Number : 11085788
Test Package : FLEET

Received : 17 Jun 2024
Tested : 19 Jun 2024
Diagnosed : 19 Jun 2024 - Wes Davis

GFL Environmental - 654 - Richmond Hauling
 11800 Lewis Road
 Chester, VA
 US 23831
 Contact: Jimmy Mayes
 jmayes@gflenv.com

To discuss this sample report, contact Customer Service at 1-800-237-1369.

* - Denotes test methods that are outside of the ISO 17025 scope of accreditation.

Statements of conformity to specifications are based on the simple acceptance decision rule (JCGM 106:2012)

T:
F: