



OIL ANALYSIS REPORT

WEAR	NORMAL
CONTAMINATION	NORMAL
FLUID CONDITION	ATTENTION

Machine Id
34288
 Component
Diesel Engine
 Fluid
DIESEL ENGINE OIL SAE 40 (--- QTS)

RECOMMENDATION

Resample at the next service interval to monitor.

Test	UOM	Method	Limit/Abn	Current	History1	History2
Sample Number		Client Info		WC0946022	WC0904570	WC0887088
Sample Date		Client Info		05 Jun 2024	15 Mar 2024	28 Dec 2023
Machine Age	mls	Client Info		0	0	0
Oil Age	mls	Client Info		0	0	0
Filter Age	mls	Client Info		0	0	0
Oil Changed		Client Info		N/A	N/A	N/A
Filter Changed		Client Info		N/A	N/A	N/A
Sample Status				ATTENTION	NORMAL	NORMAL

WEAR

All component wear rates are normal.

Iron	ppm	ASTM D5185m	>100	16	12	12
Chromium	ppm	ASTM D5185m	>20	1	1	<1
Nickel	ppm	ASTM D5185m	>4	<1	1	0
Titanium	ppm	ASTM D5185m		<1	<1	0
Silver	ppm	ASTM D5185m	>3	<1	<1	0
Aluminum	ppm	ASTM D5185m	>20	2	3	2
Lead	ppm	ASTM D5185m	>40	1	1	<1
Copper	ppm	ASTM D5185m	>330	8	7	3
Tin	ppm	ASTM D5185m	>15	1	1	<1
Vanadium	ppm	ASTM D5185m		<1	<1	0
White Metal	scalar	*Visual	NONE	NONE	NONE	NONE
Yellow Metal	scalar	*Visual	NONE	NONE	NONE	NONE

CONTAMINATION

Fuel content negligible. There is no indication of any contamination in the oil.

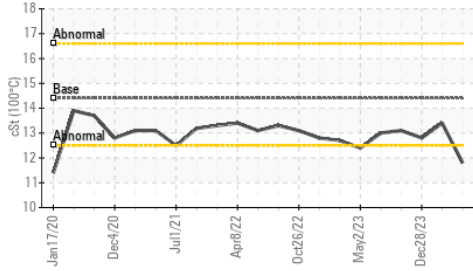
Silicon	ppm	ASTM D5185m	>25	14	11	10
Potassium	ppm	ASTM D5185m	>20	16	3	0
Fuel	%	ASTM D3524	>5	0.2	<1.0	<1.0
Water		WC Method	>0.2	NEG	NEG	NEG
Glycol	%	*ASTM D2982		NEG	NEG	NEG
Soot %	%	*ASTM D7844	>3	0.2	0.5	0.6
Nitration	Abs/cm	*ASTM D7624	>20	6.1	8.0	8.1
Sulfation	Abs/.1mm	*ASTM D7415	>30	16.5	21.8	20.1
Silt	scalar	*Visual	NONE	NONE	NONE	NONE
Debris	scalar	*Visual	NONE	NONE	NONE	NONE
Sand/Dirt	scalar	*Visual	NONE	NONE	NONE	NONE
Appearance	scalar	*Visual	NORML	NORML	NORML	NORML
Odor	scalar	*Visual	NORML	NORML	NORML	NORML
Emulsified Water	scalar	*Visual	>0.2	NEG	NEG	NEG

FLUID CONDITION

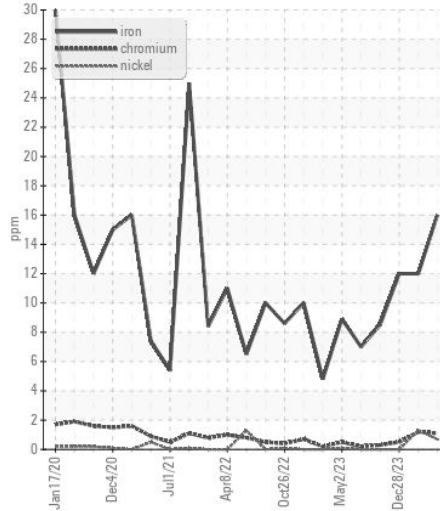
The oil viscosity is lower than normal. The BN result indicates that there is suitable alkalinity remaining in the oil. Confirm oil type.

Sodium	ppm	ASTM D5185m	>216	13	1	1
Boron	ppm	ASTM D5185m	250	23	241	7
Barium	ppm	ASTM D5185m	10	2	1	0
Molybdenum	ppm	ASTM D5185m	100	25	88	68
Manganese	ppm	ASTM D5185m		2	1	0
Magnesium	ppm	ASTM D5185m	450	222	499	1007
Calcium	ppm	ASTM D5185m	3000	1933	1338	1178
Phosphorus	ppm	ASTM D5185m	1150	955	1015	1069
Zinc	ppm	ASTM D5185m	1350	1087	1183	1288
Sulfur	ppm	ASTM D5185m	4250	3667	3305	3322
Oxidation	Abs/.1mm	*ASTM D7414	>25	10.2	16.2	15.1
Base Number (BN)	mg KOH/g	ASTM D2896	8.5	7.8	7.3	9.0
Visc @ 100°C	cSt	ASTM D445	14.4	11.8	13.4	12.8

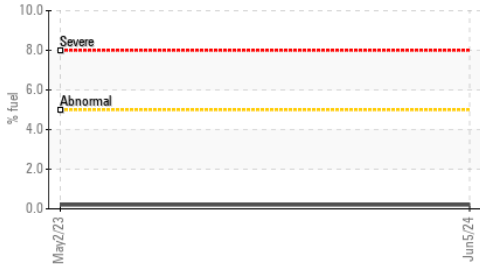
● Viscosity @ 100°C



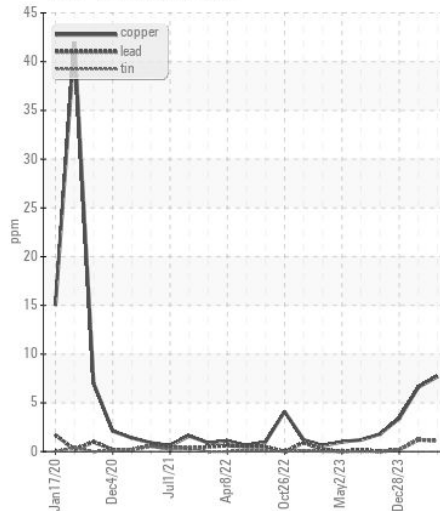
Ferrous Alloys



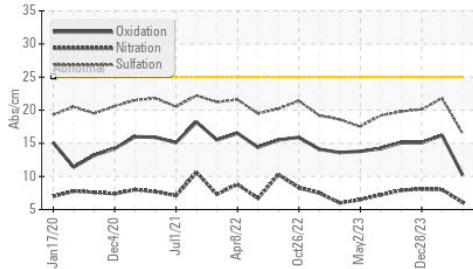
Fuel Dilution



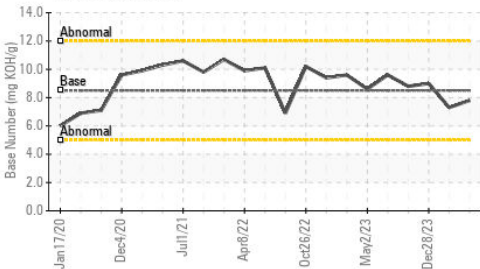
Non-ferrous Metals



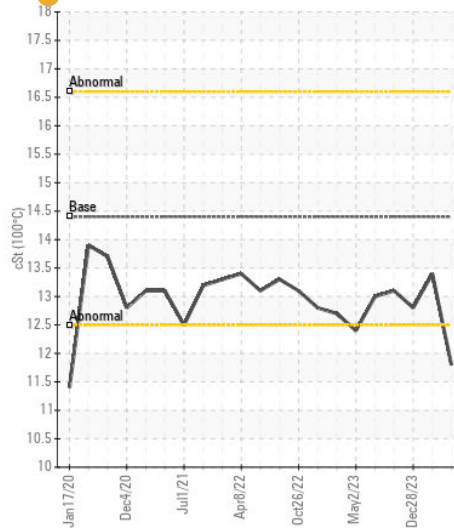
FT-IR (Direct Trend)



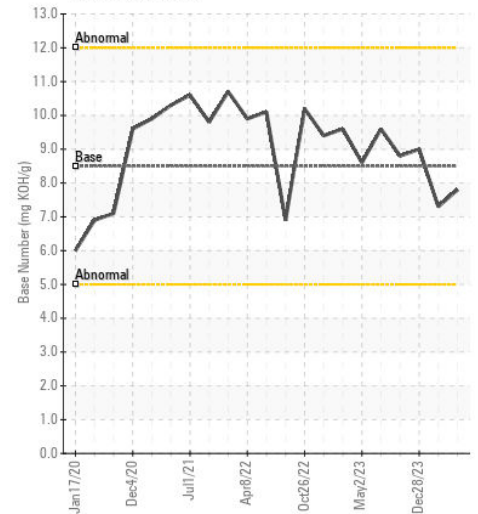
Base Number



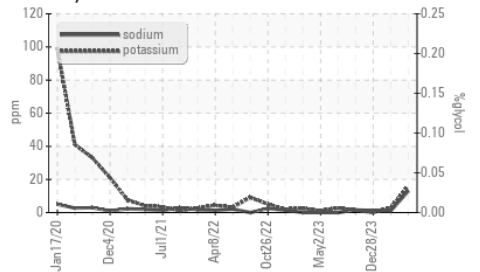
● Viscosity @ 100°C



Base Number



Glycol Contamination



Certificate L2367

Laboratory : WearCheck USA - 501 Madison Ave., Cary, NC 27513
Sample No. : WC0946022
Lab Number : 06213034
Unique Number : 11085898
Test Package : FLEET (Additional Tests: FuelDilution, Glycol, PercentFuel)

SALEM NATIONALEASE CORPORATION
 198 PARK PLAZA DRIVE
 WINSTON SALEM, NC
 US 27105
 Contact: Audrey Hopkins
 Audrey.Hopkins@salemcorp.com

To discuss this sample report, contact Customer Service at 1-800-237-1369.

* - Denotes test methods that are outside of the ISO 17025 scope of accreditation.

Statements of conformity to specifications are based on the simple acceptance decision rule (JCGM 106:2012)

T: (336)767-9642

F: x: