



OIL ANALYSIS REPORT

WEAR	NORMAL
CONTAMINATION	NORMAL
FLUID CONDITION	NORMAL

Machine Id
5738
 Component
Diesel Engine
 Fluid
DIESEL ENGINE OIL SAE 40 (--- QTS)

RECOMMENDATION

Resample at the next service interval to monitor. Please specify the component make and model with your next sample. Please specify the brand, type, and viscosity of the oil on your next sample.

Test	UOM	Method	Limit/Abn	Current	History1	History2
Sample Number		Client Info		WC0946018	WC0838629	WC0756029
Sample Date		Client Info		31 May 2024	28 Nov 2023	28 Nov 2022
Machine Age	mls	Client Info		0	0	0
Oil Age	mls	Client Info		0	0	0
Filter Age	mls	Client Info		0	0	0
Oil Changed		Client Info		N/A	N/A	N/A
Filter Changed		Client Info		N/A	N/A	N/A
Sample Status				NORMAL	NORMAL	NORMAL

WEAR

All component wear rates are normal.

Iron	ppm	ASTM D5185m	>100	13	22	22
Chromium	ppm	ASTM D5185m	>20	1	2	2
Nickel	ppm	ASTM D5185m	>4	<1	0	<1
Titanium	ppm	ASTM D5185m		<1	0	0
Silver	ppm	ASTM D5185m	>3	<1	0	<1
Aluminum	ppm	ASTM D5185m	>20	8	12	12
Lead	ppm	ASTM D5185m	>40	<1	<1	<1
Copper	ppm	ASTM D5185m	>330	9	16	30
Tin	ppm	ASTM D5185m	>15	<1	<1	1
Vanadium	ppm	ASTM D5185m		<1	<1	0
White Metal	scalar	*Visual	NONE	NONE	NONE	NONE
Yellow Metal	scalar	*Visual	NONE	NONE	NONE	NONE

CONTAMINATION

There is no indication of any contamination in the oil.

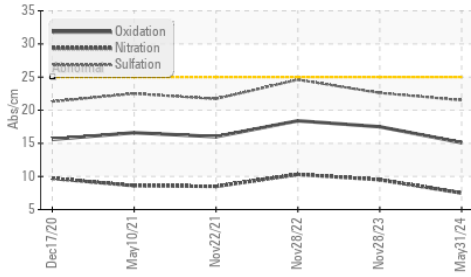
Silicon	ppm	ASTM D5185m	>25	7	6	5
Potassium	ppm	ASTM D5185m	>20	6	12	13
Fuel		WC Method	>5	<1.0	<1.0	<1.0
Water		WC Method	>0.2	NEG	NEG	NEG
Glycol		WC Method		NEG	NEG	NEG
Soot %	%	*ASTM D7844	>3	0.6	1.1	1.1
Nitration	Abs/cm	*ASTM D7624	>20	7.5	9.5	10.3
Sulfation	Abs/.1mm	*ASTM D7415	>30	21.5	22.6	24.6
Silt	scalar	*Visual	NONE	NONE	NONE	NONE
Debris	scalar	*Visual	NONE	NONE	NONE	NONE
Sand/Dirt	scalar	*Visual	NONE	NONE	NONE	NONE
Appearance	scalar	*Visual	NORML	NORML	NORML	NORML
Odor	scalar	*Visual	NORML	NORML	NORML	NORML
Emulsified Water	scalar	*Visual	>0.2	NEG	NEG	NEG

FLUID CONDITION

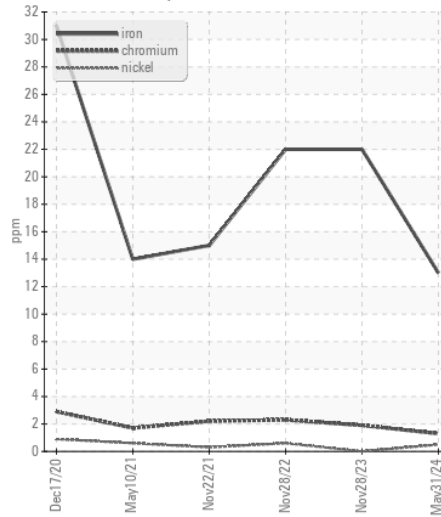
The BN result indicates that there is suitable alkalinity remaining in the oil. The condition of the oil is suitable for further service.

Sodium	ppm	ASTM D5185m	>216	<1	2	2
Boron	ppm	ASTM D5185m	250	205	2	3
Barium	ppm	ASTM D5185m	10	<1	0	0
Molybdenum	ppm	ASTM D5185m	100	84	66	69
Manganese	ppm	ASTM D5185m		<1	<1	<1
Magnesium	ppm	ASTM D5185m	450	592	1015	883
Calcium	ppm	ASTM D5185m	3000	1285	1220	1157
Phosphorus	ppm	ASTM D5185m	1150	1061	985	846
Zinc	ppm	ASTM D5185m	1350	1227	1324	1197
Sulfur	ppm	ASTM D5185m	4250	3385	2790	2790
Oxidation	Abs/.1mm	*ASTM D7414	>25	15.1	17.5	18.4
Base Number (BN)	mg KOH/g	ASTM D2896	8.5	7.6	6.3	8.0
Visc @ 100°C	cSt	ASTM D445	14.4	13.4	13.7	13.5

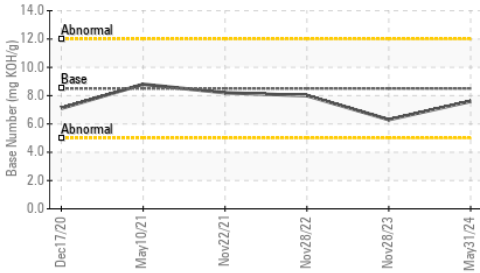
FT-IR (Direct Trend)



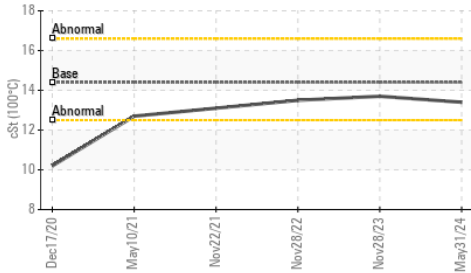
Ferrous Alloys



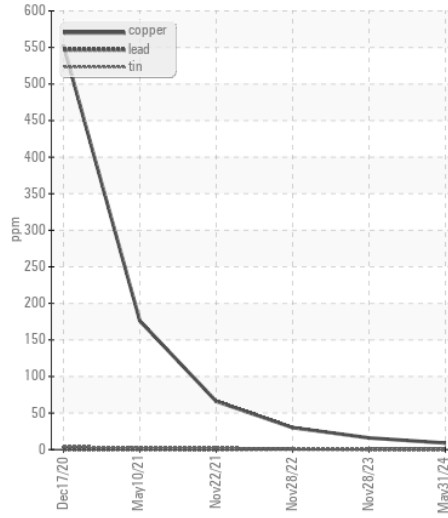
Base Number



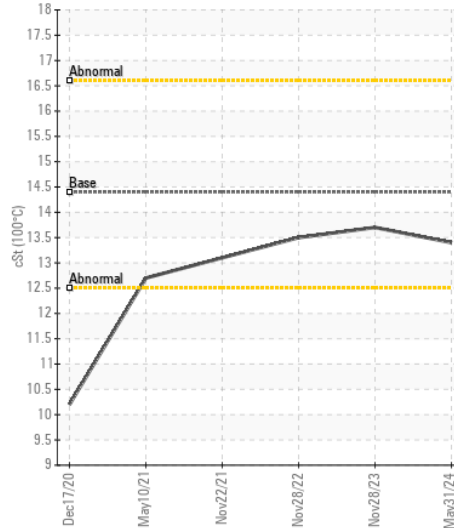
Viscosity @ 100°C



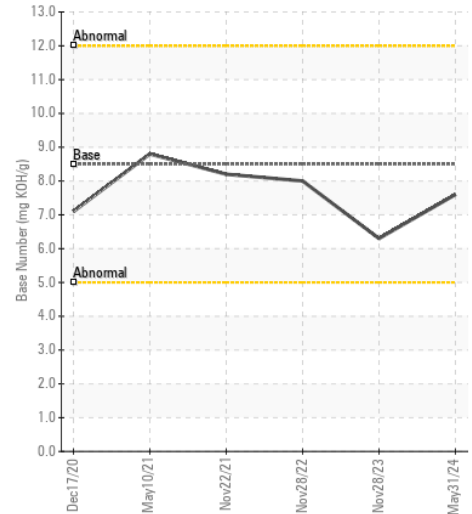
Non-ferrous Metals



Viscosity @ 100°C



Base Number



Certificate L2367

Laboratory : WearCheck USA - 501 Madison Ave., Cary, NC 27513
Sample No. : WC0946018
Lab Number : 06213038
Unique Number : 11085902
Test Package : FLEET

Received : 17 Jun 2024
Tested : 19 Jun 2024
Diagnosed : 19 Jun 2024 - Wes Davis

SALEM NATIONALEASE CORPORATION
 198 PARK PLAZA DRIVE
 WINSTON SALEM, NC
 US 27105

Contact: Audrey Hopkins
 Audrey.Hopkins@salemcorp.com

T: (336)767-9642

F: x:

To discuss this sample report, contact Customer Service at 1-800-237-1369.

* - Denotes test methods that are outside of the ISO 17025 scope of accreditation.

Statements of conformity to specifications are based on the simple acceptance decision rule (JCGM 106:2012)