



OIL ANALYSIS REPORT

WEAR	NORMAL
CONTAMINATION	NORMAL
FLUID CONDITION	NORMAL

Machine Id
8573808
 Component
Diesel Engine
 Fluid
MOBIL DELVAC EXTREME 15W40 (20 QTS)

RECOMMENDATION

Resample at the next service interval to monitor.

Test	UOM	Method	Limit/Abn	Current	History1	History2
Sample Number		Client Info		RPL0002938	RPL0008157	RPL0003026
Sample Date		Client Info		13 Jun 2024	14 Jun 2023	22 Dec 2022
Machine Age	hrs	Client Info		5536	146119	139503
Oil Age	hrs	Client Info		211	2227	8948
Filter Age	hrs	Client Info		211	2227	8948
Oil Changed		Client Info		Changed	Not Changd	Changed
Filter Changed		Client Info		Changed	Not Changd	Changed
Sample Status				NORMAL	NORMAL	NORMAL

WEAR

All component wear rates are normal.

Iron	ppm	ASTM D5185m	>100	7	5	14
Chromium	ppm	ASTM D5185m	>20	0	<1	<1
Nickel	ppm	ASTM D5185m	>4	0	0	0
Titanium	ppm	ASTM D5185m		0	<1	0
Silver	ppm	ASTM D5185m	>3	0	0	0
Aluminum	ppm	ASTM D5185m	>20	2	2	6
Lead	ppm	ASTM D5185m	>40	0	0	0
Copper	ppm	ASTM D5185m	>330	6	1	3
Tin	ppm	ASTM D5185m	>15	0	<1	0
Vanadium	ppm	ASTM D5185m		0	<1	0
White Metal	scalar	*Visual	NONE	NONE	NONE	NONE
Yellow Metal	scalar	*Visual	NONE	NONE	NONE	NONE

CONTAMINATION

There is no indication of any contamination in the oil.

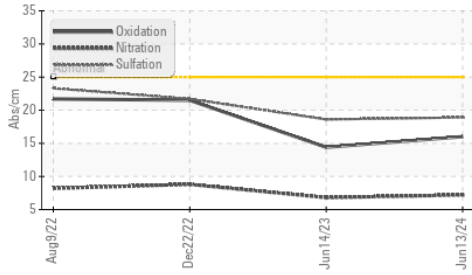
Silicon	ppm	ASTM D5185m	>25	2	2	5
Potassium	ppm	ASTM D5185m	>20	2	2	9
Fuel		WC Method	>5	<1.0	<1.0	<1.0
Water		WC Method	>0.2	NEG	NEG	NEG
Glycol		WC Method		NEG	NEG	NEG
Soot %	%	*ASTM D7844	>3	0.2	0.2	0.3
Nitration	Abs/cm	*ASTM D7624	>20	7.2	6.8	8.8
Sulfation	Abs/.1mm	*ASTM D7415	>30	18.9	18.6	21.7
Silt	scalar	*Visual	NONE	NONE	NONE	NONE
Debris	scalar	*Visual	NONE	NONE	NONE	NONE
Sand/Dirt	scalar	*Visual	NONE	NONE	NONE	NONE
Appearance	scalar	*Visual	NORML	NORML	NORML	NORML
Odor	scalar	*Visual	NORML	NORML	NORML	NORML
Emulsified Water	scalar	*Visual	>0.2	NEG	NEG	NEG

FLUID CONDITION

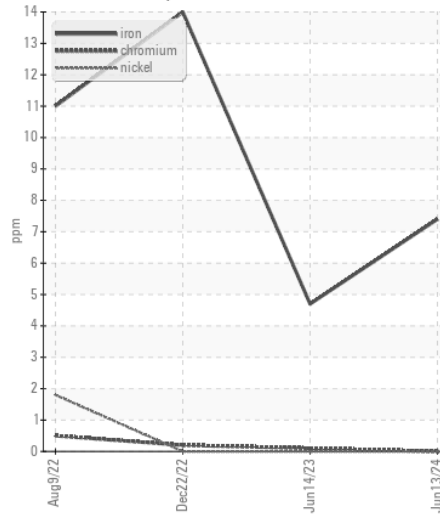
The BN result indicates that there is suitable alkalinity remaining in the oil. The condition of the oil is suitable for further service.

Sodium	ppm	ASTM D5185m		<1	<1	0
Boron	ppm	ASTM D5185m		2	3	76
Barium	ppm	ASTM D5185m		0	0	0
Molybdenum	ppm	ASTM D5185m		60	58	44
Manganese	ppm	ASTM D5185m		0	<1	<1
Magnesium	ppm	ASTM D5185m		1007	967	478
Calcium	ppm	ASTM D5185m		1166	1167	1639
Phosphorus	ppm	ASTM D5185m		1079	1068	740
Zinc	ppm	ASTM D5185m		1311	1287	894
Sulfur	ppm	ASTM D5185m		4010	4081	2902
Oxidation	Abs/.1mm	*ASTM D7414	>25	16.0	14.4	21.5
Base Number (BN)	mg KOH/g	ASTM D2896	10.3	9.0	10.2	9.0
Visc @ 100°C	cSt	ASTM D445	14.3	12.4	12.6	12.5

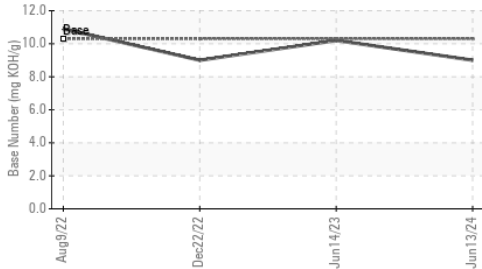
FT-IR (Direct Trend)



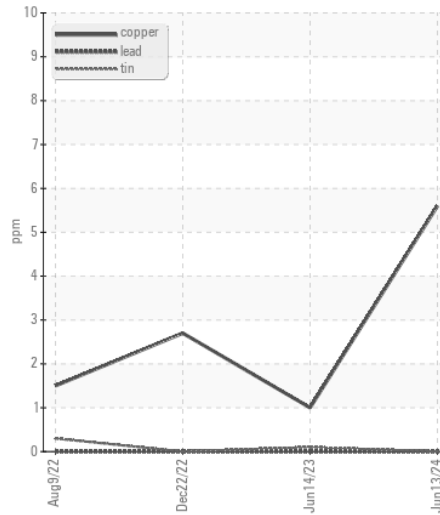
Ferrous Alloys



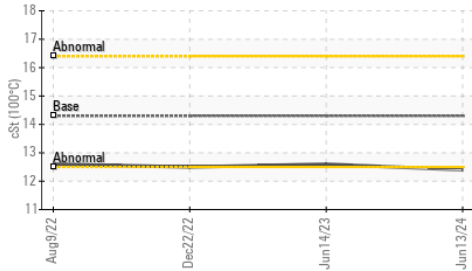
Base Number



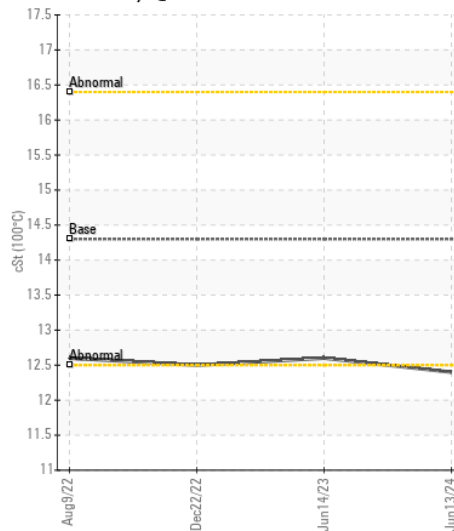
Non-ferrous Metals



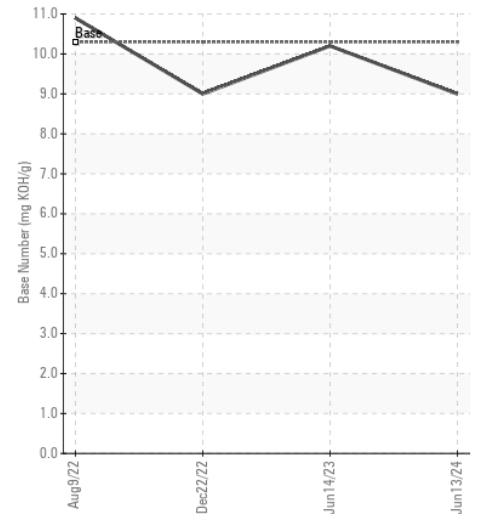
Viscosity @ 100°C



Viscosity @ 100°C



Base Number



Certificate L2367

Laboratory : WearCheck USA - 501 Madison Ave., Cary, NC 27513
 Sample No. : RPL0002938
 Lab Number : 06213204
 Unique Number : 11086068
 Test Package : FLEET

Received : 18 Jun 2024
 Tested : 19 Jun 2024
 Diagnosed : 19 Jun 2024 - Wes Davis

RTL PACLEASE - 7017 - Oklahoma City
 8700 West I-40
 Oklahoma City, OK
 US 73128

Contact: TECHNICIAN ACCOUNT
 catherine.anastasio@wearcheck.com

To discuss this sample report, contact Customer Service at 1-800-237-1369.

* - Denotes test methods that are outside of the ISO 17025 scope of accreditation.

Statements of conformity to specifications are based on the simple acceptance decision rule (JCGM 106:2012)

T:
F: