



OIL ANALYSIS REPORT

WEAR	NORMAL
CONTAMINATION	NORMAL
FLUID CONDITION	NORMAL

Machine Id
PETERBILT 117317
Component
Diesel Engine
Fluid
DIESEL ENGINE OIL 10W40 (--- GAL)

RECOMMENDATION

Resample at the next service interval to monitor.

Test	UOM	Method	Limit/Abn	Current	History1	History2
Sample Number		Client Info		RPL0020533	RPL0015994	RPL0011389
Sample Date		Client Info		06 Jun 2024	11 Dec 2023	10 Jul 2023
Machine Age	mls	Client Info		249552	221144	205314
Oil Age	mls	Client Info		0	24033	0
Filter Age	mls	Client Info		0	24033	0
Oil Changed		Client Info		Not Changd	Changed	Not Changed
Filter Changed		Client Info		Not Changd	Changed	Changed
Sample Status				NORMAL	NORMAL	NORMAL

WEAR

All component wear rates are normal.

Iron	ppm	ASTM D5185m	>110	8	8	5
Chromium	ppm	ASTM D5185m	>4	<1	<1	0
Nickel	ppm	ASTM D5185m	>2	0	<1	0
Titanium	ppm	ASTM D5185m		<1	<1	<1
Silver	ppm	ASTM D5185m	>2	0	0	0
Aluminum	ppm	ASTM D5185m	>25	4	3	3
Lead	ppm	ASTM D5185m	>45	<1	0	0
Copper	ppm	ASTM D5185m	>85	2	2	<1
Tin	ppm	ASTM D5185m	>4	0	<1	0
Vanadium	ppm	ASTM D5185m		0	0	<1
White Metal	scalar	*Visual	NONE	NONE	NONE	NONE
Yellow Metal	scalar	*Visual	NONE	NONE	NONE	NONE

CONTAMINATION

There is no indication of any contamination in the oil.

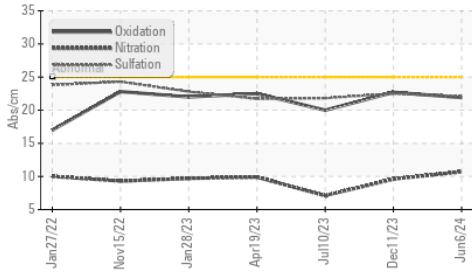
Silicon	ppm	ASTM D5185m	>30	8	7	7
Potassium	ppm	ASTM D5185m	>20	3	3	<1
Fuel		WC Method	>5	<1.0	<1.0	<1.0
Water		WC Method	>0.2	NEG	NEG	NEG
Glycol		WC Method		NEG	NEG	NEG
Soot %	%	*ASTM D7844	>3	0.2	0.3	0.2
Nitration	Abs/cm	*ASTM D7624	>20	10.7	9.6	7.1
Sulfation	Abs/.1mm	*ASTM D7415	>30	22.1	22.5	21.8
Silt	scalar	*Visual	NONE	NONE	NONE	NONE
Debris	scalar	*Visual	NONE	NONE	NONE	NONE
Sand/Dirt	scalar	*Visual	NONE	NONE	NONE	NONE
Appearance	scalar	*Visual	NORML	NORML	NORML	NORML
Odor	scalar	*Visual	NORML	NORML	NORML	NORML
Emulsified Water	scalar	*Visual	>0.2	NEG	NEG	NEG

FLUID CONDITION

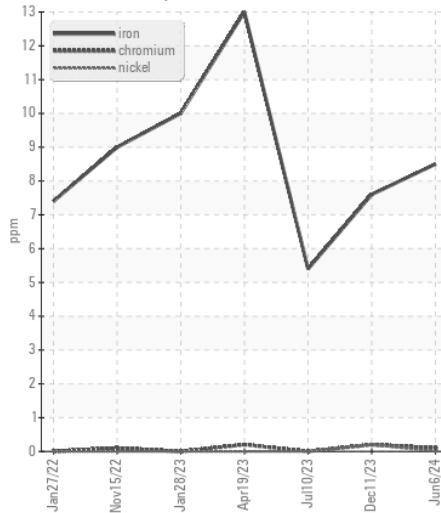
The BN result indicates that there is suitable alkalinity remaining in the oil. The condition of the oil is acceptable for the time in service.

Sodium	ppm	ASTM D5185m		1	3	2
Boron	ppm	ASTM D5185m	250	29	29	40
Barium	ppm	ASTM D5185m	10	0	0	0
Molybdenum	ppm	ASTM D5185m	100	98	48	41
Manganese	ppm	ASTM D5185m		0	<1	<1
Magnesium	ppm	ASTM D5185m	450	638	522	521
Calcium	ppm	ASTM D5185m	3000	1429	1589	1671
Phosphorus	ppm	ASTM D5185m	1150	783	793	757
Zinc	ppm	ASTM D5185m	1350	921	935	918
Sulfur	ppm	ASTM D5185m	4250	2685	2715	2844
Oxidation	Abs/.1mm	*ASTM D7414	>25	21.9	22.7	20.0
Base Number (BN)	mg KOH/g	ASTM D2896	8.5	5.7	7.7	9.2
Visc @ 100°C	cSt	ASTM D445	14.4	13.65	13.7	13.2

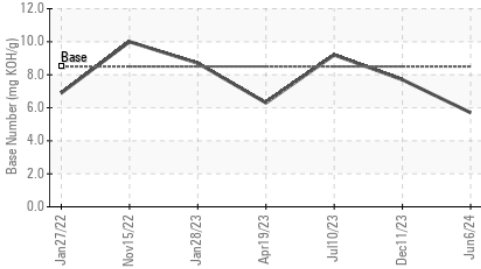
FT-IR (Direct Trend)



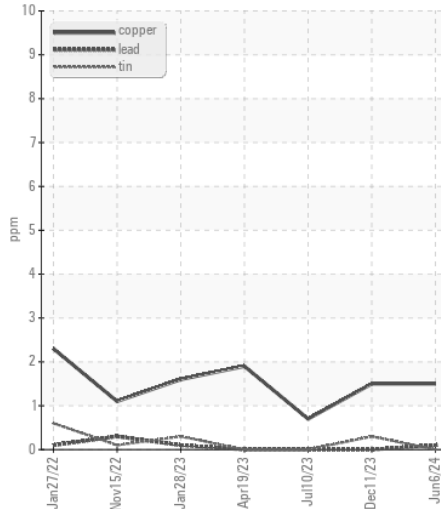
Ferrous Alloys



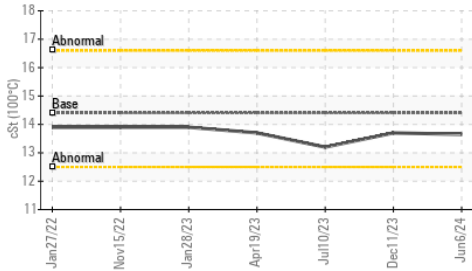
Base Number



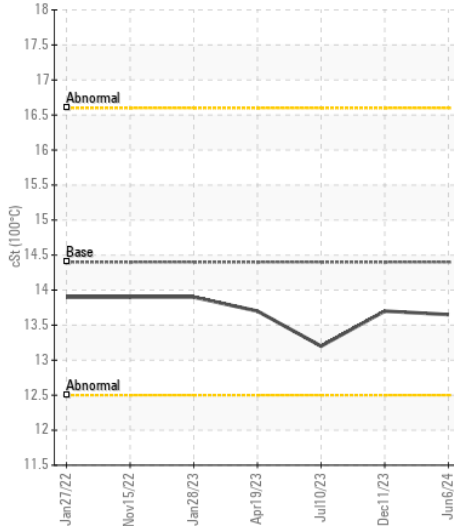
Non-ferrous Metals



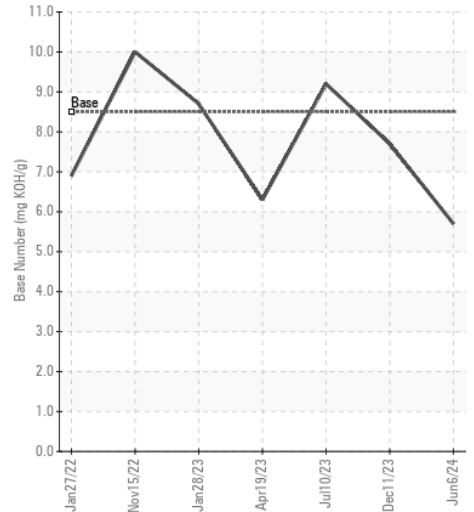
Viscosity @ 100°C



Viscosity @ 100°C



Base Number



Certificate L2367

Laboratory : WearCheck USA - 501 Madison Ave., Cary, NC 27513

Sample No. : RPL0020533

Lab Number : 06214187

Unique Number : 11087051

Test Package : FLEET

Received : 19 Jun 2024

Tested : 21 Jun 2024

Diagnosed : 21 Jun 2024 - Sean Felton

RTL PACLEASE - 7007 - Fontana

3121 South Riverside

Bloomington, CA

US 92316

Contact: Rudy Trevizo

TrevizoR@RushEnterprises.Com

T: (909)829-1044

F:

To discuss this sample report, contact Customer Service at 1-800-237-1369.

* - Denotes test methods that are outside of the ISO 17025 scope of accreditation.

Statements of conformity to specifications are based on the simple acceptance decision rule (JCGM 106:2012)