



OIL ANALYSIS REPORT

WEAR	NORMAL
CONTAMINATION	NORMAL
FLUID CONDITION	NORMAL

Area
Store 8 - Pikeville
Machine Id
JOHN DEERE 850L 1T0850LXAKF363304
Component
Diesel Engine
Fluid
JOHN DEERE ENGINE OIL PLUS 50 II 15W40 (--- GAL)

RECOMMENDATION

Resample at the next service interval to monitor.

Test	UOM	Method	Limit/Abn	Current	History1	History2
Sample Number		Client Info		LEC0050477	LEC0041372	LEC0038302
Sample Date		Client Info		13 Jun 2024	22 May 2023	29 Dec 2022
Machine Age	hrs	Client Info		2157	1720	1415
Oil Age	hrs	Client Info		437	305	415
Filter Age	hrs	Client Info		437	305	415
Oil Changed		Client Info		Changed	Changed	Changed
Filter Changed		Client Info		Changed	Changed	Changed
Sample Status				NORMAL	NORMAL	MARGINAL

WEAR

All component wear rates are normal.

Iron	ppm	ASTM D5185m	>51	46	24	41
Chromium	ppm	ASTM D5185m	>11	<1	<1	1
Nickel	ppm	ASTM D5185m	>5	4	3	▲ 10
Titanium	ppm	ASTM D5185m		0	0	0
Silver	ppm	ASTM D5185m	>3	0	0	0
Aluminum	ppm	ASTM D5185m	>31	7	2	4
Lead	ppm	ASTM D5185m	>26	0	<1	<1
Copper	ppm	ASTM D5185m	>26	2	2	3
Tin	ppm	ASTM D5185m	>4	<1	<1	<1
Vanadium	ppm	ASTM D5185m		<1	0	0
White Metal	scalar	*Visual	NONE	NONE	NONE	NONE
Yellow Metal	scalar	*Visual	NONE	NONE	NONE	NONE

CONTAMINATION

There is no indication of any contamination in the oil.

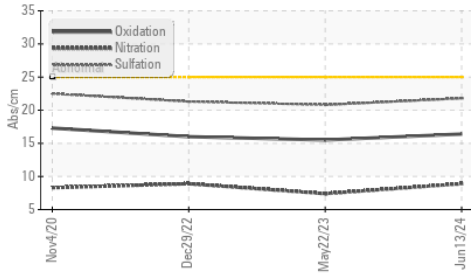
Silicon	ppm	ASTM D5185m	>120	8	5	6
Potassium	ppm	ASTM D5185m	>20	3	2	0
Fuel		WC Method	>2.1	<1.0	<1.0	<1.0
Water		WC Method	>0.21	NEG	NEG	NEG
Glycol		WC Method		NEG	NEG	NEG
Soot %	%	*ASTM D7844	>3	0.4	0.2	0.4
Nitration	Abs/cm	*ASTM D7624	>20	8.9	7.4	8.9
Sulfation	Abs/.1mm	*ASTM D7415	>30	21.8	20.8	21.3
Silt	scalar	*Visual	NONE	NONE	NONE	NONE
Debris	scalar	*Visual	NONE	NONE	NONE	NONE
Sand/Dirt	scalar	*Visual	NONE	NONE	NONE	NONE
Appearance	scalar	*Visual	NORML	NORML	NORML	NORML
Odor	scalar	*Visual	NORML	NORML	NORML	NORML
Emulsified Water	scalar	*Visual	>0.21	NEG	NEG	NEG

FLUID CONDITION

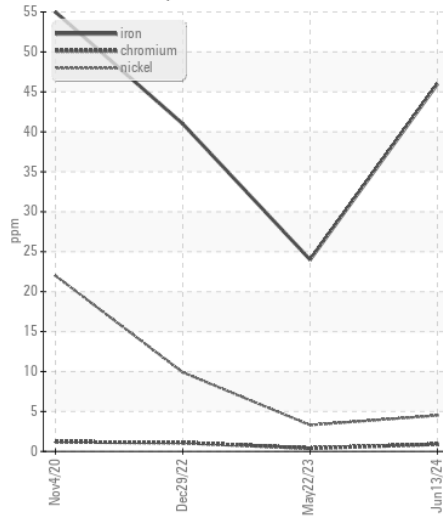
The BN result indicates that there is suitable alkalinity remaining in the oil. The condition of the oil is suitable for further service.

Sodium	ppm	ASTM D5185m	>31	3	0	3
Boron	ppm	ASTM D5185m		193	267	259
Barium	ppm	ASTM D5185m		0	0	0
Molybdenum	ppm	ASTM D5185m		244	256	245
Manganese	ppm	ASTM D5185m		1	<1	1
Magnesium	ppm	ASTM D5185m		841	760	812
Calcium	ppm	ASTM D5185m		1510	1521	1523
Phosphorus	ppm	ASTM D5185m		939	932	897
Zinc	ppm	ASTM D5185m		1134	1109	1122
Sulfur	ppm	ASTM D5185m		3565	3474	3422
Oxidation	Abs/.1mm	*ASTM D7414	>25	16.4	15.5	16.0
Base Number (BN)	mg KOH/g	ASTM D2896	13.6	8.9	9.6	9.1
Visc @ 100°C	cSt	ASTM D445	15.4	13.2	13.4	13.2

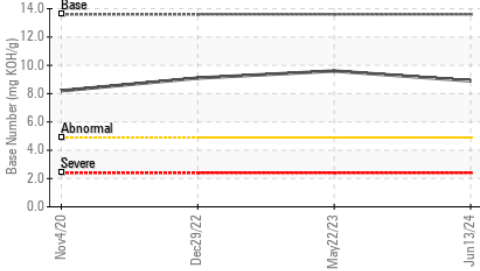
FT-IR (Direct Trend)



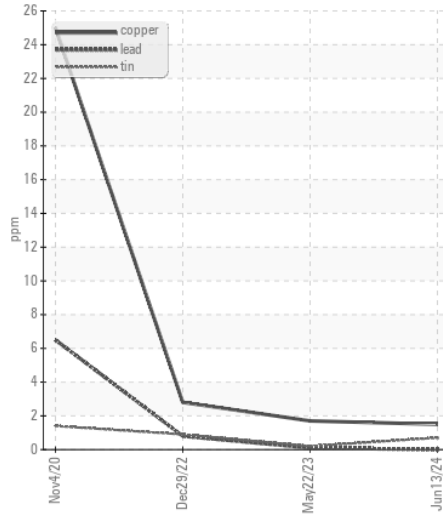
Ferrous Alloys



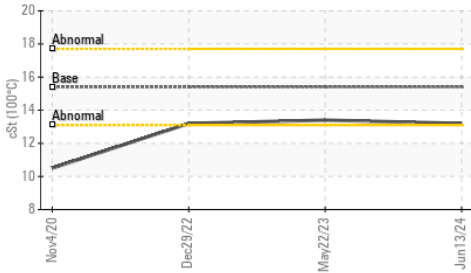
Base Number



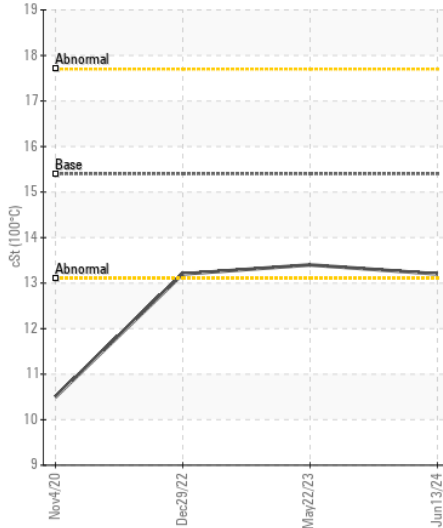
Non-ferrous Metals



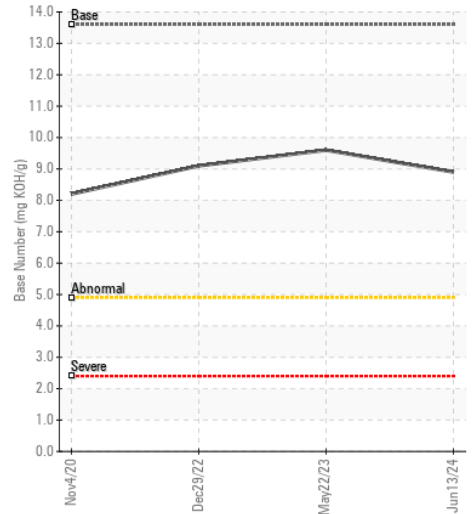
Viscosity @ 100°C



Viscosity @ 100°C



Base Number



Certificate L2367

Laboratory : WearCheck USA - 501 Madison Ave., Cary, NC 27513
Sample No. : LEC0050477 **Received** : 19 Jun 2024
Lab Number : 06214378 **Tested** : 20 Jun 2024
Unique Number : 11087242 **Diagnosed** : 21 Jun 2024 - Don Baldrige
Test Package : CONST (Additional Tests: TBN)

LESLIE EQUIPMENT COMPANY
 105 TENNIS CENTER DR.
 MARIETTA, OH
 US 45750-9765
 Contact: LEANNE KENDALL
 KendalLeanne@lec1.com

To discuss this sample report, contact Customer Service at 1-800-237-1369.

* - Denotes test methods that are outside of the ISO 17025 scope of accreditation.

Statements of conformity to specifications are based on the simple acceptance decision rule (JCGM 106:2012)

T: (740)373-5570